

AbleNet[®]

Welcome to Your ESOP Connection website!









The URL to access this site is: <https://www.esopconnection.com/ablenet/>

Initially, you will log in with your first name, last name, and your Social Security Number (SSN) as the password. You will then be prompted to change your password, for security purposes. You will also be prompted to consent to Electronic Distribution of documents.

Once logged in, you will see 7 Blue Tabs, labeled as below:

Home, Your ESOP Account, About You, CEO's Corner, Plan Documents, FAQs & Logout

1. **Home** – From the home page you can view, at a glance, your account balance and access your Certificate on file for the latest plan year. You will also be able to click on the Links below to access the following information:

	<u>ESOP Quiz</u> Keep an eye on this space as we share new ESOP educational tools
	<u>Account Balance Projection</u> See an estimate of your account balance at retirement age.
	<u>Find out how to get your money</u> When the time comes to leave the company find out how to get your money.
	<u>View the CEO's Corner</u> View the historical value of AbleNet, Inc. stock and company communications related to the ESOP.
	<u>View and print Plan Documents</u> You have several different sources of information to help you understand the AbleNet, Inc. Employee Stock Ownership Plan and Trust.
	<u>FAQs</u> Read some of the most common questions people have about their ESOP.
	<u>Ask a question about my ESOP</u>
	<u>Find out more about ESOPs</u> Educate yourself by visiting these ESOP trade associations.

2. **Your ESOP Account** – On this tab, you can view your statement information and access your Certificate in PDF format.

3. **About You** – On this tab, you can view your personal information and make changes as necessary. You can also fill out and submit your Beneficiary Form. This tab is where you will edit your email address, home address, and password to the site.
4. **CEO's Corner** – On this tab, you will read a personal letter from your CEO, as well as see the history of your company's stock performance. This is also where you will find ESOP Learning tools, such as an ESOP Quiz and a Crossword Puzzle.
5. **Plan Documents** – On this tab, you can access your Summary Plan Description, Summary of Annual Reports, and other documents your company may post here. You can also submit any questions you may have.
6. **FAQs** – On this tab, you have access to your Frequently Asked Questions and Key Provisions of the ESOP.
7. **Logout** – to end your session, please click on this Tab.