

Play, Pause, Stop, Rewind: The Impact of Video in Instruction

Part 1: the tools

Webinar by: Fio Quinn, MS



Developer & Assistive/Educational Technology Consultant
mfquinn@srt.com

March 21, 2017 / 11:00 AM CST

Agenda

- Using video. Why?
- Software and apps needed to record, capture, download, enhance, edit, add captions and animation on different platforms and devices
- Importing and exporting video from/to the cloud or between devices
- Accessories
- Q&A

Using Video in the Classroom. Why?

Video can support different learning styles and can engage students in active learning.



Using Video in the Classroom. Why?

Video can communicate the same information to learners through different sensory channels and learning modalities. Video can impact engagement and support information retention.




Video can reach the emotional side of the viewer.

Using Video in the Classroom. Why?



play



rewind

pause



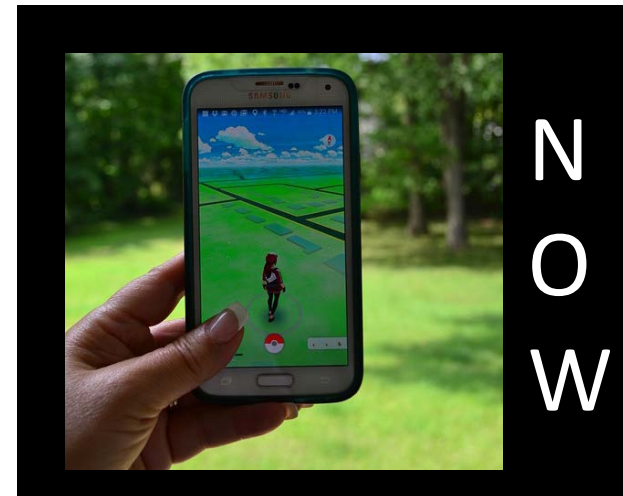
stop

A video can be watched and replayed as many times as necessary. It's an essential tool for students who require additional processing time.

Video can anchor instruction. It can activate the background knowledge necessary to build receptive language and increase comprehension.

Using Video in the Classroom. Why?

Unlike in the past, today video tools are more powerful, affordable, accessible, and easy to use.




Using Video in the Classroom. Why?

Students are immersed and growing up in a rich digital and technological environment.



They use mobile devices on a daily basis.

Using Video in the Classroom. Why?

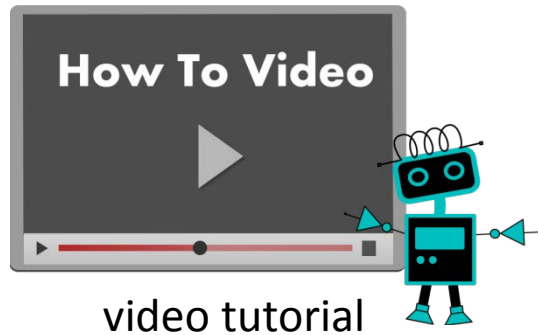


By encouraging our learners to use everyday technology for academic purposes, we can help them discover new and creative uses of mobile devices and teach the skills that are necessary to be successful in the 21st century.

“Video can manipulate both time and space. It can take the learner almost anywhere and extend the students’ interests beyond the walls of the classroom” (Smaldino, S., and others, 2004).

What's the Video For?

The purpose of the video determines the video style and the tools to use.



video tutorial



slideshow



animated movie



stop motion

...and more

Do you Flip?



Online Tools

[Edpuzzle](#)

[Movenote](#)

[YouTube](#)

[TedEd](#)

[Teachem](#)


[VideoNot.es](#)

[Showbie](#)

[Turbonote](#)

[Playposit](#)

Getting a Video



Record a video with iPhone/iPad.
It will be saved in the Photo Library.

In an Android device, the video will be saved in the Gallery.

In a Windows tablet, you will have to open the camera app to view your videos.



Use a digital camera



ScreenCast

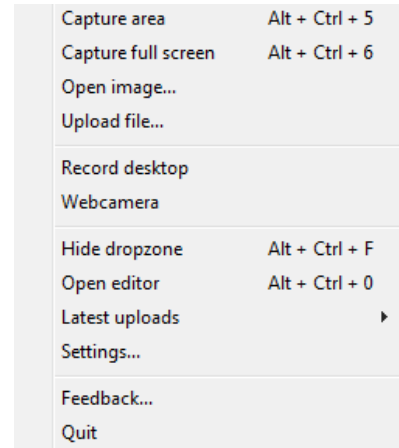
PC
Mac



[Monosnap](#)

Free

The program allows users to make screenshots, annotate them and upload them to cloud. It also can record the computer desktop and has the ability to launch the computer webcam while recording. Files can be saved, sent to the cloud or shared. It's fast, easy and free.

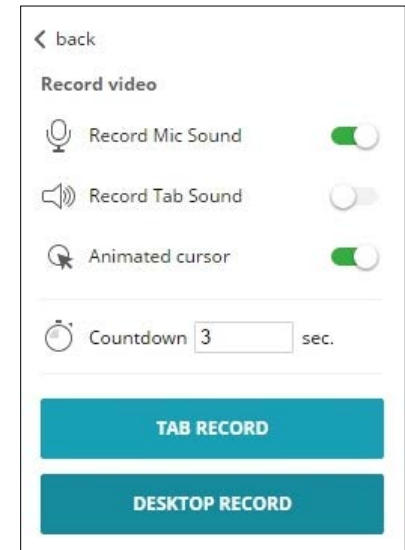


Chrome
Opera
Firefox
Android
PC



[Nimbus Screenshot](#) Free

Nimbus Screenshot is an easy tool for creating screencast videos. It works on multiple platforms. It includes a customizable countdown timer. Once the screen recording has been completed, the video can be saved to the local hard drive or uploaded to an online Nimbus account.



[Quick guide](#)

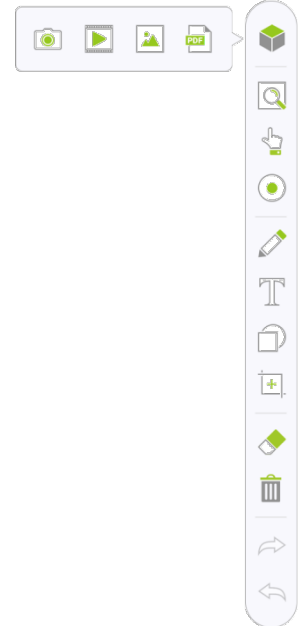
ScreenCast

iOS
Android

[Know Recorder](#)

Free

Know Recorder is a recordable whiteboard that allows teachers to create a variety of instructional videos. The app records your voice and the screen of your device and provides different tools to draw and annotate on the screen. It can also import PDFs, pictures or videos. Once a video has been completed, it can be saved in the device, uploaded to YouTube, or sent to Know Lounge.



iOS
Android



[Know Lounge](#)

Free

This application creates a virtual tutoring space where a teacher can upload videos or documents and use drawing tools to explain concepts or work with learners. Different type of quizzes are also available. Students receive an invitation to join the session.

Editors

PC,
Mac



[Camtasia](#)

\$199

\$169 for educators

Camtasia is a software suite for creating video tutorials and presentations directly via screencast. It has all the tools need for video editing and video enhancing. Easy to use and very effective.

iOS
macOS



[iMovie](#)

\$4.99 or \$14.99

Intuitive and easy to use application that lets you record or import video. You can add or delete audio tracks (import from iTunes library), sound effects, or voiceover recording. It is possible to split or trim portions of video, to add pictures, text, captions, transitions, numerous effects.

[a tutorial on YouTube](#)

Android



[Power Director](#)

Free with in-app purchase for additional functionalities

Edit, rotate, split or trim video. Add effects, transitions, music and sounds.

Editors

iOS
Android
Windows



[PicPlayPost](#)

Free with in-app purchases

PicPlayPost makes it easy to combine different types of media into a collage.

iOS
online



[TouchCast Studio](#)

Free

Can import or directly record video. Then you can mix the video you took with other videos, pictures, web pages and other interactive elements. The final product can be saved to the camera roll. The app has also a teleprompter and allows the chroma key (green screen) effect.

iOS
Android
online



[Animoto](#)

Free or subscription

Animoto is an online program to create slideshows. It's very intuitive and easy to use. Videos are created by choosing a theme, adding images or other videos, text and music. It is possible to apply for a free edu account. Apps for iOS and Android are also available.

Video Downloaders

iOS



[iCabMobile](#) \$1.99

iCab Mobile is a web browser for the iOS. It also has a built-in Download Manager so you can download almost all files from the internet. The downloads can be easily transferred to a Mac/PC/Linux computer but also to other Apps on the device that are capable to open these files.

PC,
Mac,
Linux



[4K Video Downloader](#) Free


4K Video Downloader allows to download video, audio and subtitles. Videos can be downloaded in various formats and from different websites.

Android



[Advanced Download Manager](#) Free with ads or \$1.99

This app lets you download files in three different parts and each part provides certain set download speed.



[YouTube Red](#) \$9.99 a month

It's a paid service by YouTube that offers videos without ads—and in the background and allows offline videos on mobile devices

NOTE: Of course, check each video's copyrights to see if downloading is allowed.

Copyright

PUBLIC DOMAIN



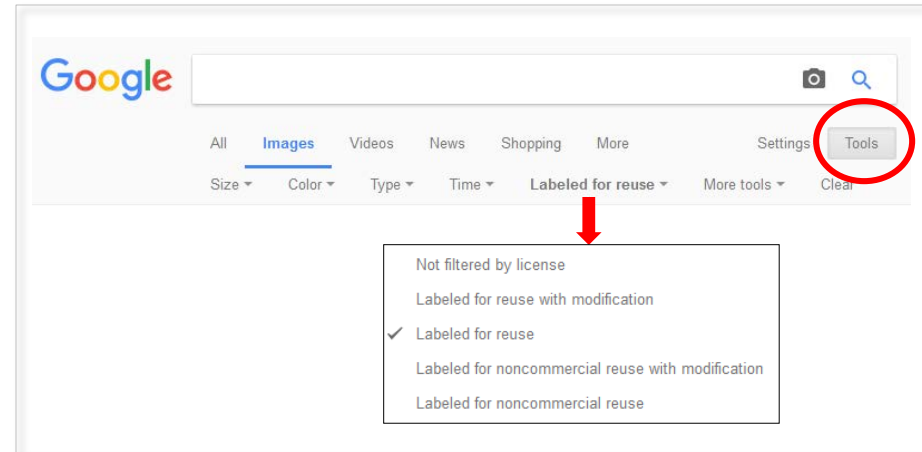
CREATIVE COMMONS



FAIR USE



COPYRIGHT



- [Pixabay](#)
- [Pexels](#)
- [Morguefile](#)
- [Openciptart](#)

Free for any legal purpose



Video Compressors & Converters

iOS



[Video Compressor](#)

\$1.99

This app offers three different levels of compression to save disk space for your devices.

Android



[Video Compress](#)

Free with ads \$3.14 to remove ads

This app compresses video files and make them smaller to save space in your device. It creates compressed videos with high, normal, low video quality. It also rotates, play and extract the audio track.

PC



[Format Factory](#)

Free

This software is a multifunctional, multimedia file conversion tool. It supports converting all popular video, audio, picture formats to others. Can help you reduce the size of the file to save disk space.

PC,
Mac,
Linux



[Handbrake](#)

Free

HandBrake is a widely used open source video compressor. It supports almost all video formats. It can convert video from any format to any other format. It is available for Windows, Mac and Linux.

Photo Extractors

iOS



[Video 2Photo](#)

\$1.99

Video 2 Photo extracts frames from videos. It allows you to export one or more high quality photos from your videos.

iOS



[Video to Photo Grabber](#)

\$2.99

Extracts photos from videos. You can inspect the video frame by frame and pick up the one you like to save as still image. The photo will be saved at the same resolution as the source video.

PC




[MPC-HC player](#)

Free

MPC-HC is an extremely light-weight, open source media player for Windows®. It supports all common video and audio file formats available for playback.

Mac



Double-click a video to open it. Then click on the gear that appears on the control bar. Select Export Frame to Pictures.

Other Tools

My video is not straight.....

iOS
Android



[Horizon](#)

Free or \$1.99

Using your device's gyroscope, this app lets you record horizontal videos and photos no matter how you hold your device.

Vertical Video Syndrome: my video is upside-down

When filming, hold your device horizontally



not this way

PC

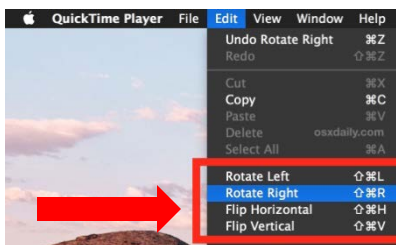


[Free Video Flip and Rotate](#)

Free

This software can change the orientation of video clips. It flips and rotate videos in every axis: left, right, vertical, horizontal, 180, counterclockwise, and so on.

Mac



Open the video or movie file you wish to rotate into QuickTime Player. Go to the "Edit" menu and select one of the rotation options. Go to File and save your changes.

Other Tools

iOS



[MySubtitle](#)

Free with ads

MySubtitle lets you add captions to your movie. Very basic application.

iOS



[Vont – Text on Videos](#)

Free with ads or \$1.99

Simple app to add text to videos. It offers a nice selection of fonts and some editing options.

iOS



[Title Master](#)

\$1.99

App to add text to videos. It offers animation effects and the real-time preview is a time saver.

Android



[FilmoraGo](#)

Free with in-app purchases

Full movie editor. It has the ability to add text and titles.

Storing, Sending & Sharing



[Dropbox](#)

Basic account: free and includes 2 GB of space

Dropbox is a file hosting service that allows you to store files in the clouds. The Dropbox application is available for Windows, Mac and Linux desktop operating systems. There are also apps for mobile devices. Files in the Dropbox folder can be accessed from anywhere. You need an Internet connection. Files and folders can also be shared with others.



[Google Drive](#)

Basic account: free and includes 15 GB of space

Google Drive is a cloud based storage service that allows you to store different types of files in the cloud, synchronize files across devices, and share files. Google Drive also includes an office suite, Google Docs, Sheets and Slides. Files that others share with you don't count towards your storage limit.



[OneDrive](#)

Basic account: free and includes 5 GB of space

OneDrive is Microsoft's service for hosting files in the cloud. It is available for free to all the owners of a Microsoft account. It is built into Windows 10. There are also apps for Mac OS, iOS and Android devices.

Sending & Sharing



[Dropittome](#)

Free

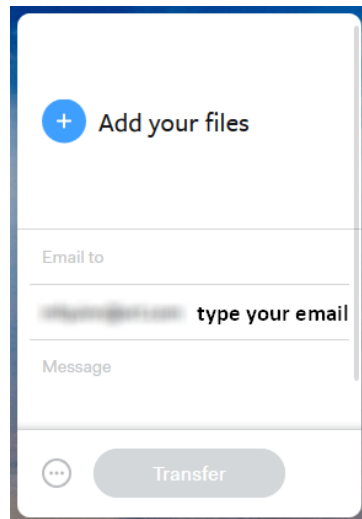
DropItToMe is a free service that works with Dropbox, Google Drive, and OneDrive to allow people to upload files to your account without giving them access to the contents of your account. Give people your URL and a password. The max size per file is 100 MB.



[WeTransfer](#)

Free

A Plus account, with additional options, is also available

A screenshot of the WeTransfer mobile app interface. It shows a white screen with a blue border. At the top, there is a blue circle with a white plus sign and the text "Add your files". Below this is a section for "Email to" with a placeholder "type your email" and a "Message" field. At the bottom, there is a grey button labeled "Transfer" and a three-dot menu icon.

WeTransfer is a free service that allows you to send large files (up to 2 GB) to one or more email addresses. Once the files have been sent, you will receive a confirmation email. Additional emails will be received once the files have been downloaded by all the people you sent them to. With the free account, the files will be deleted after 7 days.

Sending & Sharing

iOS



[File Master](#)

Free with ads or \$2.99

FileMaster is a file manager, document viewer, video/audio player, text editor for iOS. It supports numerous file formats. It can also transfer files between computer and mobile device using a web browser via a WiFi connection. Computer and device must be connected to the same WiFi.

Android



[WiFi File Explorer](#)

Free or Pro \$.99

This is a file manager app. It lets you browse, transfer, download, upload, delete, copy, rename, stream and manage files that are on your Android device, using a web browser via a WiFi connection. Computer and device must be connected to the same WiFi.

Accessories

[iOgrapher](#)

The iOgrapher is a support case for iPad or iPhone. It allows you to place accessories like microphones, lenses, lights, and tripods onto it.



[Rode Video Micro](#) \$59.00 (mic) + 15.00 (cable)

The Video Micro is a compact directional microphone that focuses on the audio in front of the camera and reduces peripheral sounds.



Accessories

Microphone \$13.99

Inexpensive lavalier lapel microphone for iOS, Android and Windows devices.



Tripod, Tablet Mount, Bluetooth Shutter Remote \$23.95



Green Screen \$29.99

A green chroma key is a visual effect used to replace a video (or picture) background with a different image.



Other Links

Other screencast applications

- [Screen-O-Matic](#)
- [Jing](#)

An interesting guide

- [How to Create Effective Educational Videos](#)