



Handsfree

An Introduction to Switch Control for iOS

Luis Pérez, Ph. D.
@eyeonaxs

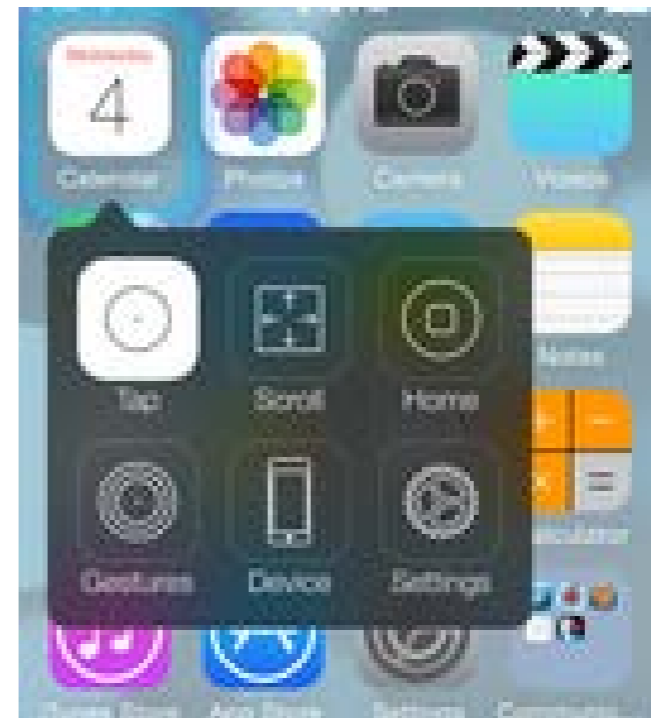


<http://bit.ly/lfpbooks>

<http://bit.ly/SwitchControlOverview>



Switch Accessible
Apps



Switch Control



Jane Farrall
CONSULTING
Literacy - AAC - Assistive Technology

[Home](#) [Literacy](#) [AAC Apps](#) [Switch Apps](#) [BigMouth](#) [About](#) [Contact](#) [Q](#)

Switch Accessible Apps List: Updated!

[Home](#) > [Switch Accessible Apps List: Updated!](#)

© March 7, 2015 [iPads](#) [11 Comments](#)



Subscribe to Blog via Email

<http://www.janefarrall.com/>

Key Terms

Switch Sources



iPad Screen



External



Camera

External - Switch Interfaces

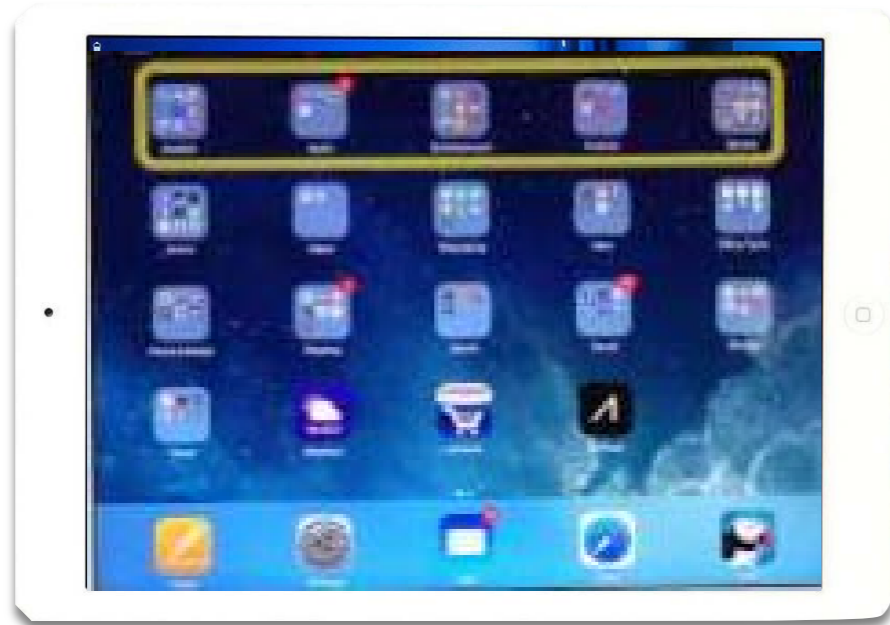


Wireless

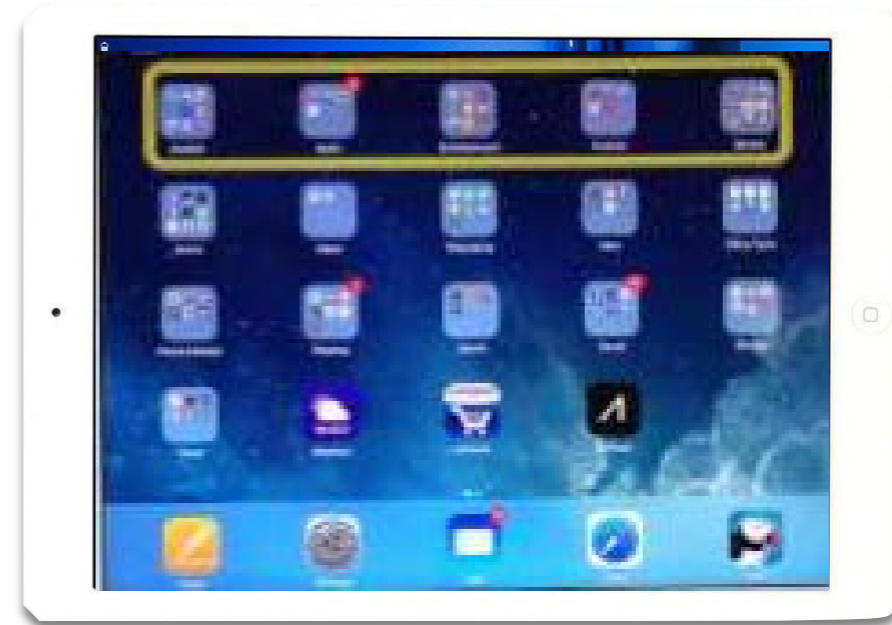


Wired

Switch Access Methods

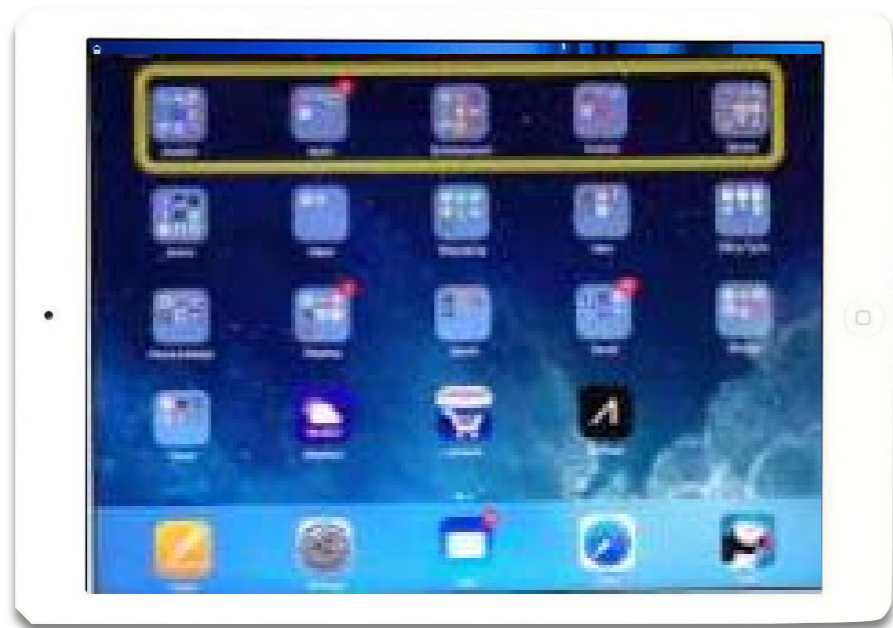


Auto Scanning
(Single Switch)

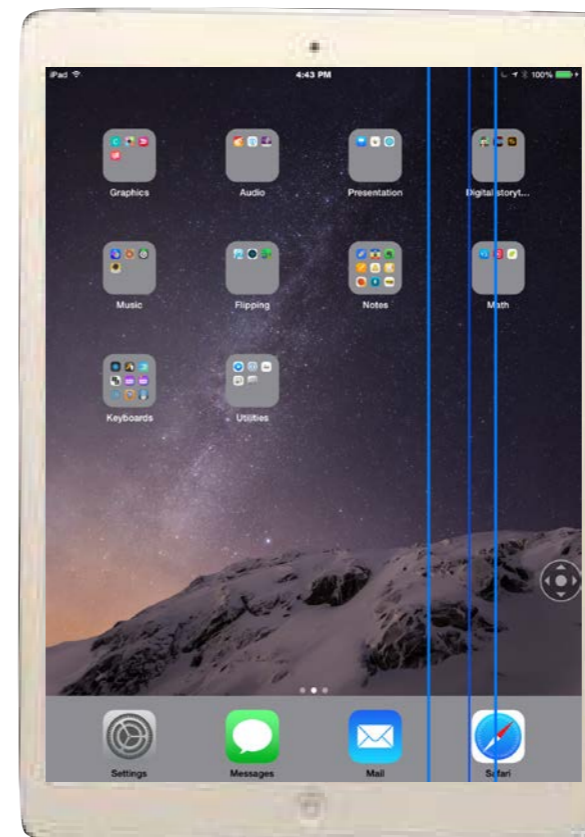


Manual Scanning
(Dual Switch)

Scanning Modes



Item Mode



Point Mode

Before We Get Going!



An Important Safety Announcement!

Important!

General > Accessibility > Accessibility Shortcut

The image shows a split-screen view of an iPhone's Settings app. On the left, the 'Settings' menu is visible with 'General' selected at the bottom. On the right, the 'Accessibility' settings are shown, with the 'Accessibility Shortcut' section expanded. A blue box highlights the 'Switch Control' option, which has a blue checkmark next to it, indicating it is the selected shortcut.

Settings	Accessibility	Accessibility Shortcut
Settings		TRIPLE-CLICK THE HOME BUTTON FOR:
Airplane Mode		Touch Accommodations
Wi-Fi		VoiceOver
Bluetooth		Invert Colors
Notifications		Color Filters
Control Center		Reduce White Point
Do Not Disturb		Zoom
General		Switch Control ✓
		AssistiveTouch

Settings



Luis Perez

Apple ID, iCloud, iTunes & App Store



Airplane Mode



Wi-Fi

cindyluv31



Bluetooth

On



Notifications



Control Center



Do Not Disturb



General



Display & Brightness



Wallpaper

General

Accessibility

HEARING

Hearing Devices >

Mono Audio



L

R



Adjust the audio volume balance between left and right channels.

MEDIA

Subtitles & Captioning >

Audio Descriptions

On >

LEARNING

Guided Access

Off >

Accessibility Shortcut



Switch Control >

Settings



Luis Perez

Apple ID, iCloud, iTunes & App Store



Airplane Mode



Wi-Fi

cindyluv31



Bluetooth

On



Notifications



Control Center



Do Not Disturb



General



Display & Brightness



Wallpaper

General

Accessibility

HEARING

Hearing Devices

Mono Audio



L

R



Adjust the audio volume balance between left and right channels.

MEDIA

Subtitles & Captioning

Audio Descriptions


On

LEARNING

Guided Access

Off

Accessibility Shortcut



Ask

Settings

Luis Perez
 Apple ID, iCloud, iTunes & App Store

- Airplane Mode
- Wi-Fi cindyluv31
- Bluetooth On

- Notifications
- Control Center
- Do Not Disturb

- General**
- Display & Brightness
- Wallpaper

Accessibility

Accessibility Shortcut

TRIPLE-CLICK THE HOME BUTTON FOR:

Touch Accommodations

VoiceOver

Invert Colors

Accessibility Shortcuts

Invert Colors

Switch Control

Cancel

AssistiveTouch

The Following iOS Accessibility Features Use a Triple-Click of the Home Button:

Magnifier

Guided Access

You may have to disable them temporarily while you explore Switch Control

Connect BT Interface

Settings



Luis Perez

Apple ID, iCloud, iTunes & App Store



Airplane Mode



Wi-Fi

cindyluv31



Bluetooth

On



Notifications



Control Center



Do Not Disturb



General



Display & Brightness



Wallpaper

Bluetooth

Bluetooth



Now discoverable as "iPad Mini".

MY DEVICES

Focus 14 BT E86B325A

Not Connected

Sphero-RBO

Not Connected

Ultrathin Keyboard Mini

Not Connected

OTHER DEVICES

BLUE 2

Settings

**Luis Perez**

Apple ID, iCloud, iTunes & App Store



Airplane Mode



Wi-Fi

cindyluv31



Bluetooth

On



Notifications



Control Center



Do Not Disturb



General



Display & Brightness



Wallpaper

Bluetooth

Bluetooth



Now discoverable as "iPad Mini".

MY DEVICES

BLUE 2

Connected

Focus 14 BT E86B325A

Not Connected

Sphero-RBO

Not Connected

Ultrathin Keyboard Mini

Not Connected

OTHER DEVICES

Add Switch Sources

Settings



Luis Perez

Apple ID, iCloud, iTunes & App Store



Airplane Mode



Wi-Fi

cindyluv31



Bluetooth

On



Notifications



Control Center



Do Not Disturb



General



Display & Brightness



Wallpaper

General

Accessibility

INTERACTION

Switch Control

Off >

AssistiveTouch

Off >

Touch Accommodations

Off >

Keyboard



Shake to Undo

On >

Call Audio Routing

Automatic >

Home Button



HEARING

Hearing Devices



Mono Audio



L

R



Settings



Luis Perez

Apple ID, iCloud, iTunes & App Store



Airplane Mode



Wi-Fi

cindyluv31



Bluetooth

On



Notifications



Control Center



Do Not Disturb



General



Display & Brightness



Wallpaper

Accessibility

Switch Control

Switch Control



Switch Control allows you to use your iPad by sequentially highlighting items on the screen that can be activated through an adaptive accessory.

Switches

1 >

Recipes

2 >

Scanning Style

Auto >

TIMING

Auto Scanning Time

1.65s >

Pause on First Item

0.75s >

Loops

5 >

Move Repeat

Off >

Long Press

0.7s >



Luis Perez

Apple ID, iCloud, iTunes & App Store



Airplane Mode



Wi-Fi

cindyluv31



Bluetooth

On



Notifications



Control Center



Do Not Disturb



General



Display & Brightness



Wallpaper

Edit

SWITCHES

Full Screen

Select Item >

Add New Switch... >

One switch should be assigned to the Select Item action to ensure Switch Control functions correctly.

Settings



Luis Perez

Apple ID, iCloud, iTunes & App Store



Airplane Mode



Wi-Fi

cindyluv31



Bluetooth

On



Notifications



Control Center



Do Not Disturb



General



Display & Brightness



Wallpaper

Switches

Source

SOURCE

External



Screen



Camera



Choose a switch source.



Luis Perez

Apple ID, iCloud, iTunes & App Store



Airplane Mode



Wi-Fi

cindyluv31



Bluetooth

On



Notifications



Control Center



Do Not Disturb



General



Display & Brightness



Wallpaper

Activate your external switch...

Settings

Source

External



Luis Perez

Apple ID, iCloud, iTunes & App Store



Airplane Mode



Wi-Fi

cindyluv31



Bluetooth

On

New Switch

Stepper

Cancel

Save



q

w

e

r

t

y

u

i

o

p



a

s

d

f

g

h

j

k

l

return



z

x

c

v

b

n

m

! ,

? .



123



123



Settings

**Luis Perez**

Apple ID, iCloud, iTunes & App Store



Airplane Mode



Wi-Fi

cindyluv31



Bluetooth

On



Notifications



Control Center



Do Not Disturb



General



Display & Brightness



Wallpaper

External

Actions

Choose a switch action.

SCANNER

Select Item

Scanner Menu

Resume Auto Scanning

Move To Next Item

Move To Previous Item

Stop Scanning

SYSTEM

Tap

App Switcher

Home Button

Notification Center

Settings



Luis Perez

Apple ID, iCloud, iTunes & App Store



Airplane Mode



Wi-Fi

cindyluv31



Bluetooth

On



Notifications



Control Center



Do Not Disturb



General



Display & Brightness



Wallpaper

Switches

Stepper

Default

Move To Next Item >

Long Press

None >



Luis Perez

Apple ID, iCloud, iTunes & App Store



Airplane Mode



Wi-Fi

cindyluv31



Bluetooth

On



Notifications



Control Center



Do Not Disturb



General



Display & Brightness



Wallpaper

Resume Auto Scanning

Move To Next Item

Move To Previous Item

Stop Scanning

SYSTEM

Tap

App Switcher

Home Button

Notification Center

Decrease Volume

Increase Volume

Siri

Settings



Luis Perez

Apple ID, iCloud, iTunes & App Store



Airplane Mode



Wi-Fi

cindyluv31



Bluetooth

On



Notifications



Control Center



Do Not Disturb



General



Display & Brightness



Wallpaper

Switches

Full Screen

Default

Select Item >

Long Press

Home Button >

Settings

**Luis Perez**

Apple ID, iCloud, iTunes & App Store

**Airplane Mode****Wi-Fi**

cindyluv31

**Bluetooth**

On

**Notifications****Control Center****Do Not Disturb****General****Display & Brightness****Wallpaper**

Switch Control

Switches

Edit

SWITCHES

Picker

Multiple Actions >

Full Screen

Select Item >

Stepper

Multiple Actions >

Add New Switch...

One switch should be assigned to the Select Item action to ensure Switch Control functions correctly.

Select Scanning Style

Settings



Luis Perez

Apple ID, iCloud, iTunes & App Store



Airplane Mode



Wi-Fi

cindyluv31



Bluetooth

On



Notifications



Control Center



Do Not Disturb



General



Display & Brightness



Wallpaper

Accessibility

Switch Control

Switch Control



Switch Control allows you to use your iPad by sequentially highlighting items on the screen that can be activated through an adaptive accessory.

Switches

2 >

Recipes

2 >

Scanning Style

Manual >

TIMING

Auto Hide

15s >

Move Repeat

Off >

Long Press

0.7s >

Tap Behavior

Default >

Settings

**Luis Perez**

Apple ID, iCloud, iTunes & App Store

**Airplane Mode****Wi-Fi**

cindyluv31

**Bluetooth**

On

**Notifications****Control Center****Do Not Disturb****General****Display & Brightness****Wallpaper**

Switch Control

Scanning Style

Auto Scanning ✓**Manual Scanning****Single Switch Step Scanning**

Auto Scanning moves focus automatically after a specified duration.

Manual Scanning requires a switch to be engaged to move focus, and a second switch to activate items.

Single Switch Step Scanning requires a switch to be engaged to move focus. If no action is taken within a specified duration, the item with focus is automatically activated.

Enable Auto-Tap

Settings



Luis Perez

Apple ID, iCloud, iTunes & App Store



Airplane Mode



Wi-Fi

cindyluv31



Bluetooth

On



Notifications



Control Center



Do Not Disturb



General



Display & Brightness



Wallpaper

Accessibility

Switch Control

Tap Behavior

Default >

Focused Item After Tap

First >

Always Tap Keyboard Keys



SWITCH STABILIZATION

Hold Duration

Off >

Ignore Repeat

Off >

POINT SCANNING

Gliding Cursor Speed

15 >

AUDIO

Sound Effects



Speech

Off >

Menu Items

Settings



Luis Perez

Apple ID, iCloud, iTunes & App Store



Airplane Mode



Wi-Fi

cindyluv31



Bluetooth

On



Notifications



Control Center



Do Not Disturb



General



Display & Brightness



Wallpaper

Switch Control

Tap Behavior

Default

Auto Tap



Always Tap

Auto Tap will cause the Select action to automatically tap the screen unless Select is pressed twice to show the Scanner Menu.

0.95 Seconds



Demo

Advanced Features

Recipes

Perform repetitive actions such as flipping pages of ebook

Device Switching

Use one interface with multiple devices
(new in iOS 10!)

Creating a Recipe

Settings



Luis Perez

Apple ID, iCloud, iTunes & App Store

Airplane Mode

Wi-Fi cindyluv31

Bluetooth On

Notifications

Control Center

Do Not Disturb

General

Display & Brightness

Wallpaper

Accessibility

Switch Control

Switch Control



Switch Control allows you to use your iPad by sequentially highlighting items on the screen that can be activated through an adaptive accessory.

Switches

3 >

Recipes

2 >

Scanning Style

Manual >

TIMING

Auto Hide

15s >

Move Repeat

Off >

Long Press

0.7s >

Tap Behavior

Default >

Settings

**Luis Perez**

Apple ID, iCloud, iTunes & App Store



Airplane Mode



Wi-Fi

cindyluv31



Bluetooth

On



Notifications



Control Center



Do Not Disturb



General



Display & Brightness



Wallpaper

Switch Control

Recipes

Edit

RECIPES

Tap Middle of Screen

Turn Pages

Create New Recipe... >

A recipe is a set of specialized actions you can temporarily assign to switches in place of their normal actions. Recipes can perform frequently repeated or complex actions within apps, like turning pages in iBooks, or triggering controls in games. You can even record a series of gestures as part of a recipe.

Launch Recipe

None >

Settings

**Luis Perez**

Apple ID, iCloud, iTunes & App Store

**Airplane Mode****Wi-Fi**

cindyluv31

**Bluetooth**

On

**Notifications****Control Center****Do Not Disturb****General****Display & Brightness****Wallpaper**

Recipes

Turn Pages

Name

Turn Pages

SWITCHES

Assign a Switch...

Each recipe must have at least one switch assigned to it.

TIMEOUT

Timeout

When a timeout is specified, Switch Control will automatically exit the recipe if no switches have been activated for the length of the timeout.

Settings



Luis Perez

Apple ID, iCloud, iTunes & App Store



Airplane Mode



Wi-Fi

cindyluv31



Bluetooth

On



Notifications



Control Center



Do Not Disturb



General



Display & Brightness



Wallpaper

Turn Pages

Assign a Switch...

SWITCHES

Picker



Full Screen



Stepper





Luis Perez

Apple ID, iCloud, iTunes & App Store



Airplane Mode



Wi-Fi

cindyluv31



Bluetooth

On



Notifications



Control Center



Do Not Disturb



General



Display & Brightness



Wallpaper

ACTIONS

Tap Middle of Screen

Right to Left Swipe

Left to Right Swipe

Hold at Point

Custom Gesture

Exit Recipe

Select Item (with Auto Scanning)

Settings

**Luis Perez**

Apple ID, iCloud, iTunes & App Store



Airplane Mode



Wi-Fi

cindyluv31



Bluetooth

On



Notifications



Control Center



Do Not Disturb



General



Display & Brightness



Wallpaper

Recipes

Turn Pages

Edit

Name

Turn Pages

SWITCHES

Stepper

Right to Left Swipe >

Assign a Switch... >

TIMEOUT

Timeout



When a timeout is specified, Switch Control will automatically exit the recipe if no switches have been activated for the length of the timeout.



Luis Perez

Apple ID, iCloud, iTunes & App Store



Airplane Mode



Wi-Fi

cindyluv31



Bluetooth

On



Notifications



Control Center



Do Not Disturb



General



Display & Brightness



Wallpaper

SWITCHES

Picker



Full Screen



Stepper



Settings



Luis Perez

Apple ID, iCloud, iTunes & App Store



Airplane Mode



Wi-Fi

cindyluv31



Bluetooth

On



Notifications



Control Center



Do Not Disturb



General



Display & Brightness



Wallpaper

Assign a Switch...

Stepper

ACTIONS

Tap Middle of Screen

Right to Left Swipe

Left to Right Swipe

Hold at Point

Custom Gesture

Exit Recipe

Select Item (with Auto Scanning)

Settings

**Luis Perez**

Apple ID, iCloud, iTunes & App Store

**Airplane Mode****Wi-Fi**

cindyluv31

**Bluetooth**

On

**Notifications****Control Center****Do Not Disturb****General****Display & Brightness****Wallpaper**

Turn Pages

Picker

Default

Left to Right Swipe >

Long Press

None >

Settings



Luis Perez

Apple ID, iCloud, iTunes & App Store



Airplane Mode



Wi-Fi

cindyluv31



Bluetooth

On



Notifications



Control Center



Do Not Disturb



General



Display & Brightness



Wallpaper

Turn Pages

Picker

Default

Left to Right Swipe >

Long Press

Exit Recipe >



Luis Perez

Apple ID, iCloud, iTunes & App Store



Airplane Mode



Wi-Fi

cindyluv31



Bluetooth

On



Notifications



Control Center



Do Not Disturb



General



Display & Brightness



Wallpaper

Edit

Name

Turn Pages

SWITCHES

Stepper

Right to Left Swipe >

Picker

Multiple Actions >

Assign a Switch... >

TIMEOUT

Timeout



When a timeout is specified, Switch Control will automatically exit the recipe if no switches have been activated for the length of the timeout.

Demo

Settings

**Luis Perez**

Apple ID, iCloud, iTunes & App Store



Airplane Mode



Wi-Fi

cindyluv31



Bluetooth

On



Notifications



Control Center



Do Not Disturb



General



Display & Brightness



Wallpaper

Accessibility

Switch Control

TIMING

Auto Scanning Time

1.65s >

Pause on First Item

0.75s >

Loops

5 >

Move Repeat

Off >

Long Press

0.7s >

Tap Behavior

Default >

Focused Item After Tap

First >

Always Tap Keyboard Keys



SWITCH STABILIZATION

Hold Duration

Off >

Ignore Repeat

Off >

Settings



Luis Perez

Apple ID, iCloud, iTunes & App Store



Airplane Mode



Wi-Fi

cindyluv31



Bluetooth

On



Notifications



Control Center



Do Not Disturb



General



Display & Brightness



Wallpaper

Accessibility

Switch Control

Gliding Cursor Speed

15 >

AUDIO

Sound Effects



Speech

Off >

Menu Items



Group Items



Groups items for faster navigation.

VISUAL

Large Cursor



Cursor Color

Orange >

Saved Gestures

2 >



<http://bit.ly/lfpbooks>

Thank You!

www.luisperezonline.com

@eyeonaxs