

Building Participation Packages

Presenter:

Terry Wendorf

Email:

twendorf@shaw.ca

Certified B.C. Teacher
Educational Consultant
University Instructor
Board Member VTRA



What Is Your Role?

- ◆ Please indicate your current role (select 1 answer that best describes your current role)
- ◆ Parent or family member
- ◆ Occupational Therapist or Physiotherapist
- ◆ SLP
- ◆ Teacher (Special Education, Itinerant or Classroom)
- ◆ Educational Assistant or Caregiver
- ◆ Administrator
- ◆ other

Background...

- ◆ Classroom & Resource Teacher
- ◆ Outreach Consultant
- ◆ B.C. Ministry of Education
Program Coordinator
- ◆ VIU Online Instructor:
Developing Functional
Curriculums
- ◆ Board Member: Victoria
Therapeutic Riding Association
- ◆ Presenter (Colleges, etc.)



Target Audience

Students on modified programs

Individuals with severe
cognitive disabilities

Individuals with severe multiple
physical disabilities

Individuals using alternative
access devices to participate


Individuals with complex
communication needs, using
alternative voice output to
communicate



Learning Outcomes

- ◆ Learn new ways to incorporate switch activated activities into leisure activities, jobs, and classroom activities, etc.
- ◆ Increase your creativity! Become a Powerlink Detective!
- ◆ Learn how to create comments or questions on voice output devices that are activity specific & promote conversation
- ◆ Understand the importance of having materials ready to go!
- ◆ Expand your curriculum options inside & outside of the classroom

Personalized Participation Package



What Goes Into A Package?

Voice Output Device:

- Questions
- Comments
- Conversational Tools

Objects For Choice Making:

- High sensory concrete objects
- Pictures where applicable

- ◆ **Switch Related Tools:**
- ◆ **Spinner** overlay with pictures, numbers, or words related to the specific activity
- ◆ **Electrical** tools or appliances to be switch activated by AbleNet Powerlink.
- ◆ **Battery** operated tools to be activated by adapted switches with AbleNet battery interrupter.

Why Prepare A Package?

- ◆ Not everyone is able to create questions or comments **on the spot**
- ◆ Educational Assistants need materials that are **ready to go**
- ◆ Planned information and suggestions are great for **substitute staff** filling in
- ◆ If staff change, the routine can continue with **consistency** in language and expectations
- ◆ **Peers** can eventually take over activities as the props are already to go
- ◆ Kits can be **customized** to individual students' learning objectives & updated as progress is made


Questions/Comments For Voice Output

- ◆ What is your favorite color of nail polish?
- ◆ Do you prefer short nails or long nails?
- ◆ How often do you do your nails?
- ◆ What is the most unusual thing you've done to your nails?
- ◆ Do you use nail glitter or stickers? If so... what do you prefer?

Objects/Pictures For Choice Making

- ◆ Real objects are good if they can be used in the activity
- ◆ Pictures can be used separately or collected on a “manicure activity” board including questions for conversation
- ◆ Stretch your imagination to include as many objects related to the activity as possible: e.g., nail clippers, cuticle trimmers, nail file, hand cream, cuticle softener, nail polish colors, nail jewelry, nail stickers, pumice for calices, etc.

Ideas To Incorporate Switch Use




- ◆ Which tools to use next? (clipper, scissors, file, buffer, polish, etc)
- ◆ Who's turn to use nail dryer next? (use different friends' names)
- ◆ Which color to apply next? (place different colors around the wheel)



- ◆ Electric/battery Nail Buffer
- ◆ Electric Nail Dryer
- ◆ Electric Hair Dryer
- ◆ Electric/battery callous sander

What Kinds Of IEP Skills Can Be Incorporated Into The Activity?

- ◆ Greetings & Farewells (Communication)
- ◆ Making choices (between objects or pictures) (Communication)
- ◆ Using a voice output device (Communication)
- ◆ Using hands with tools (with assistance) (Physical)
- ◆ Mobility (electric wheelchair, bike, walker, etc.) (Physical)
- ◆ Answering simple cognitive questions (Cognitive: more/less; colours; numbers; etc.)
- ◆ Sustaining a conversation (Cognitive (turn taking) & Communication)
- ◆ Following a routine without prompts (Cognitive)




Brainstorm Activities

- Home
- Classroom
- School At Large
- Community

Jobs

- Delivering mail
- Collecting attendance
- Sharpening pencils
- Handing out papers
- Delivering school newsletters
- Purchasing stamps
- Collecting recycled cans
- Collecting paper to recycle
- Purchasing milk for staffroom
- Grinding coffee beans for staff
- Cleaning chalkboard brushes
- Watering plants around school
- Paper Shredding



Leisure Activities & Clubs



- ◆ Games Club (Twister?)
- ◆ Manicure Club
- ◆ Spa Club (Neck Massager? Foot Bath?)
- ◆ Cooking Club
- ◆ Arts & Crafts Club
- ◆ Drama Club

Classes

Art



Math Drills



How Do We Start? Be A Tool Detective



Tools In The Classroom

- ◆ Electric pencil sharpener?
- ◆ Paper shredder?
- ◆ CD Player? (The Hook - ipod adapter by AbleNet)
- ◆ Watering Pick?
- ◆ Electric fan?
- ◆ Electric can opener?
- ◆ Blender?



Tools In Your School



- ◆ Electric chalk brush cleaner?
- ◆ Office paper shredder?
- ◆ Staff room coffee bean grinder?
- ◆ Electric buzzer/timer in gym?
- ◆ Coffee maker in staff room?
- ◆ Boom Box?

Sample Job Participation Package Watering School Plants

- ◆ **Communication?**
 - ◆ Greeting/farewell on voice output
 - ◆ Questions on voice output
- ◆ **Hand Skills?**
 - ◆ Switch use with Powerlink and voice output device
 - ◆ Reaching to touch soil before & after watering
- ◆ **Cognition?**
 - ◆ Is the soil wet or dry?
 - ◆ Is the water can full or empty?



Sample Leisure Participation Package

Manicure

◆ Communication?

- ◆ Choices: nail colours, nail decorations, filing or clipping...
- ◆ Comments/Questions for voice output

◆ Cognition?

- ◆ Is this wet or dry?
- ◆ Is this too hot or cold?

◆ Hand Skills?

- ◆ Switch with Powerlink
- ◆ Stretch out fingers



Where Do We Start?

- ◆ **Environmental Scan** for equipment in your classroom, school, home, and community for battery operated & electrical tools and appliances.

- ◆ Search for electrical tools & appliances in **school newsletters**, **second hand stores**, craigslist and other **internet** selling venues.

- ◆ Collect **clear zippered bags** like those you get sheets in, to house your objects, electrical equipment, comments/questions for voice output, and pictures...

- ◆ Find the tool and then create the activity. This can lead to some very **creative ideas** for appliances and tools you'd never use for that purpose.

Additional Resources

<http://pisp.ca/kits/index.html>
(Participation Kits)

<http://talksense.weebly.com/>
(106 Ideas For Using BigMack)

www.ablenetinc.com
(Remarkable Ideas)

<http://atclassroom.blogspot.ca/>
(Glenda's Assistive Technology Information - Spinner Ideas)

able
Control Your Environment...

...ence the power of participation with the PowerLink® 4 Control Unit! The PowerLink 4 provides switch control for electrical appliances. Here are some fun ideas of what you can do with the PowerLink 4!

 Hairdryer	<ul style="list-style-type: none"> • Dry hair after bath or shower • Dry dishes after they are washed • Dry the dog after a bath • Dry nails after a manicure • Dry hands after washing them
 Juicer	<ul style="list-style-type: none"> • Make fresh orange juice for breakfast • Combine vegetables to make a vegetable juice • Make smoothies with your fresh juice and a little yogurt
 Mixer	<ul style="list-style-type: none"> • Mix cookie dough • Stir paint • Mix a powdered drink mix • Dissolve plant fertilizer in water before spreading on plants • Stir the batter for a friend's birthday cake
 Light	<ul style="list-style-type: none"> • Turn on a light before going to bed • Turn on the light when putting on make-up • Turn on the light to signal assistance • Turn on holiday lights • Turn on a reading light • Turn on special lighting effects during a play
 Fan	<ul style="list-style-type: none"> • Cool off the room when it is hot • Blowout candles on a birthday cake • Dry paint on craft project • Blow up balloons across water. Hold a race. • Blow wind chimes

www.ablenetinc.com



Thank you for your participation!

Follow up Contact:

twendorf@shaw.ca

Terry Wendorf, MA

Leadership & Training

Certified Teacher & Presenter

University Online Instructor

“Developing Functional Curricula”

Board Member/Volunteer

VTRA