

# Fun Activities Using Music with Technology

Ablenet Webinar – Aug. 18, 2021

Mary Hager MA, OTR/L, FAOTA

# Introduction

- Project Goals
- How the Project began
- Description of Project
- Additional Ideas
- Conclusion

# Project Goals

Students with Special Needs are able to:

- Choose what song to share
- Learn about group or performer
- Learn how to tolerate/appreciate
- Use technology
- Develop presentation skills (Language)
- Interact with other students
- Participate
- Get parents involved

# Getting Started

- Explain Purpose of Music to Students Before Pandemic
- Choose Songs and Song Leaders
  - Provide Suggestions
  - Help from Home, Staff and Self
- Use Computer
  - Find Song and Lyrics

# Music as part of classes

- Music class before closing for Pandemic
- Music not part of homework packets
- Zoom classes during pandemic without music
- Zoom classes during pandemic with music
- In person classes again with music

# Survey

- Have you been listening to music during the pandemic?
- What type of music have you been listening to?
- How does the music make you feel?
- What is the name of your favorite song?
- Do you want to have music class using Zoom?

# Results of Survey

- Students enjoy listening to music
- Students find it relaxing and calming
- Students have range of tastes in music
- Students wanted to resume music classes

# Types of Songs/Genre Chosen by Students

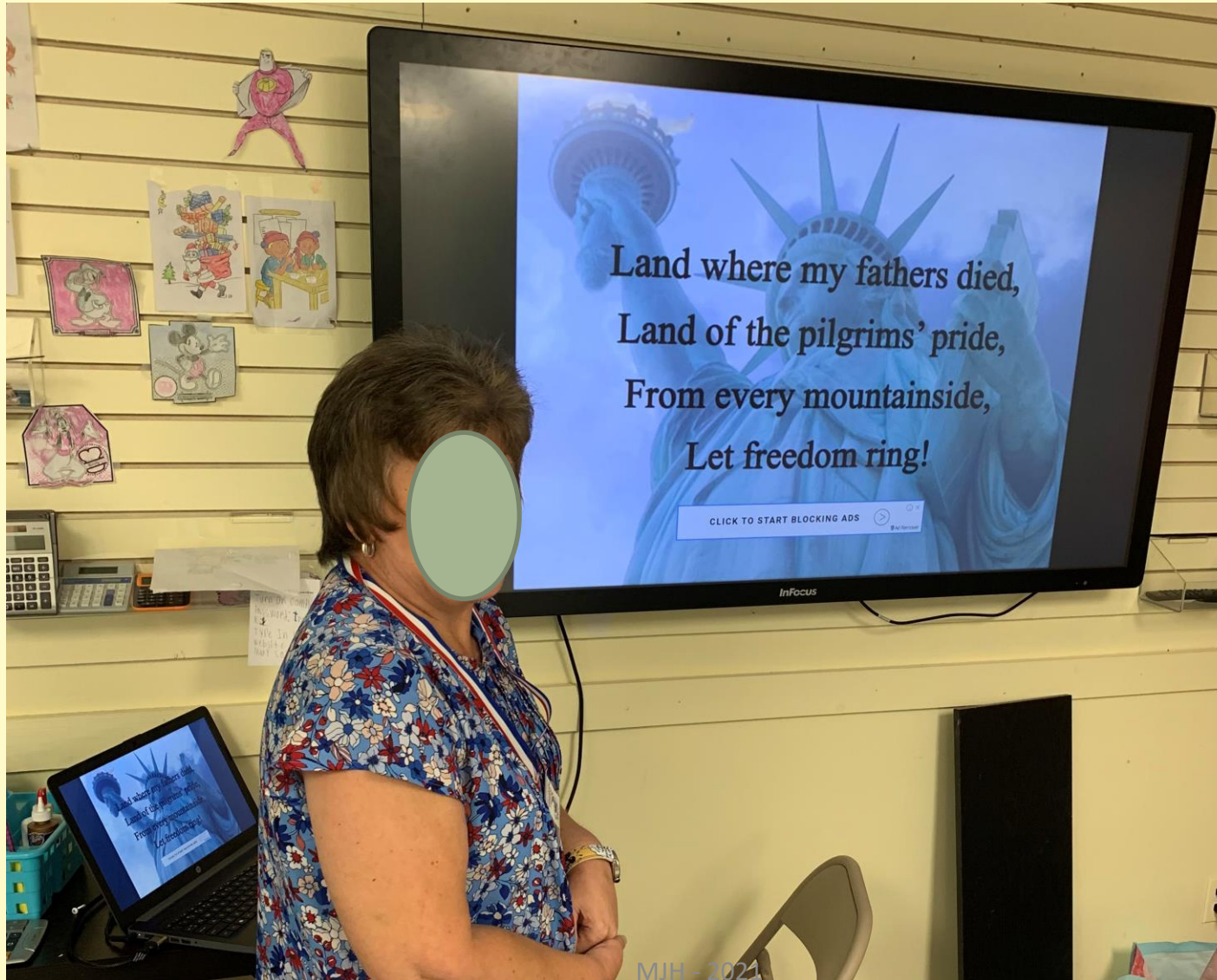
- Country
- Pop Rock
- Gospel
- Musical
- Christian Rock
- Patriotic
- Folk
- Disney
- Hard Rock



# Song Leader Questions

- Name of your song?
- Why you chose the song?
- Who sings the song?
- Who wrote the song?
- What instruments do you hear or see in this song?
- When was your song written?
- Why did other members in class like the song?

# Student Song Videos projected to Smart Board from Computer



# Read/Sing Lyrics on Smart Board

**Keep You Eye on**



**The Grand Old Flag**



# Large Easy to Read Lyrics

**The Home Of  
The Free And  
The Brave**



# Song Chosen by Student with low Verbal Skills

Title: **California Girls**


Writer, Singer: **Brian Wilson**

Release: **1965**

Genre: **Pop**

Instruments: **Guitar, Piano, Drums**

# Most Music Videos are available with Lyrics on the Internet



MJH - 2021

HAL LEONARD

# Little Step-by-Step by AbleNet



# Song Leader using Step-by-Step


- We recorded answers to questions for student with low verbal skills using the Step-by-Step.
- Activate the colored top to play the first message. When done, activate the top again to play another message.




# Technology Skills to gather Information

- Searched for Song Titles and Performer Information using Computers
  - Employing Assistive Devices (Adapted Keyboard)
- Students Texted Information to Teacher using Cell Phones.

# Student Collaboration

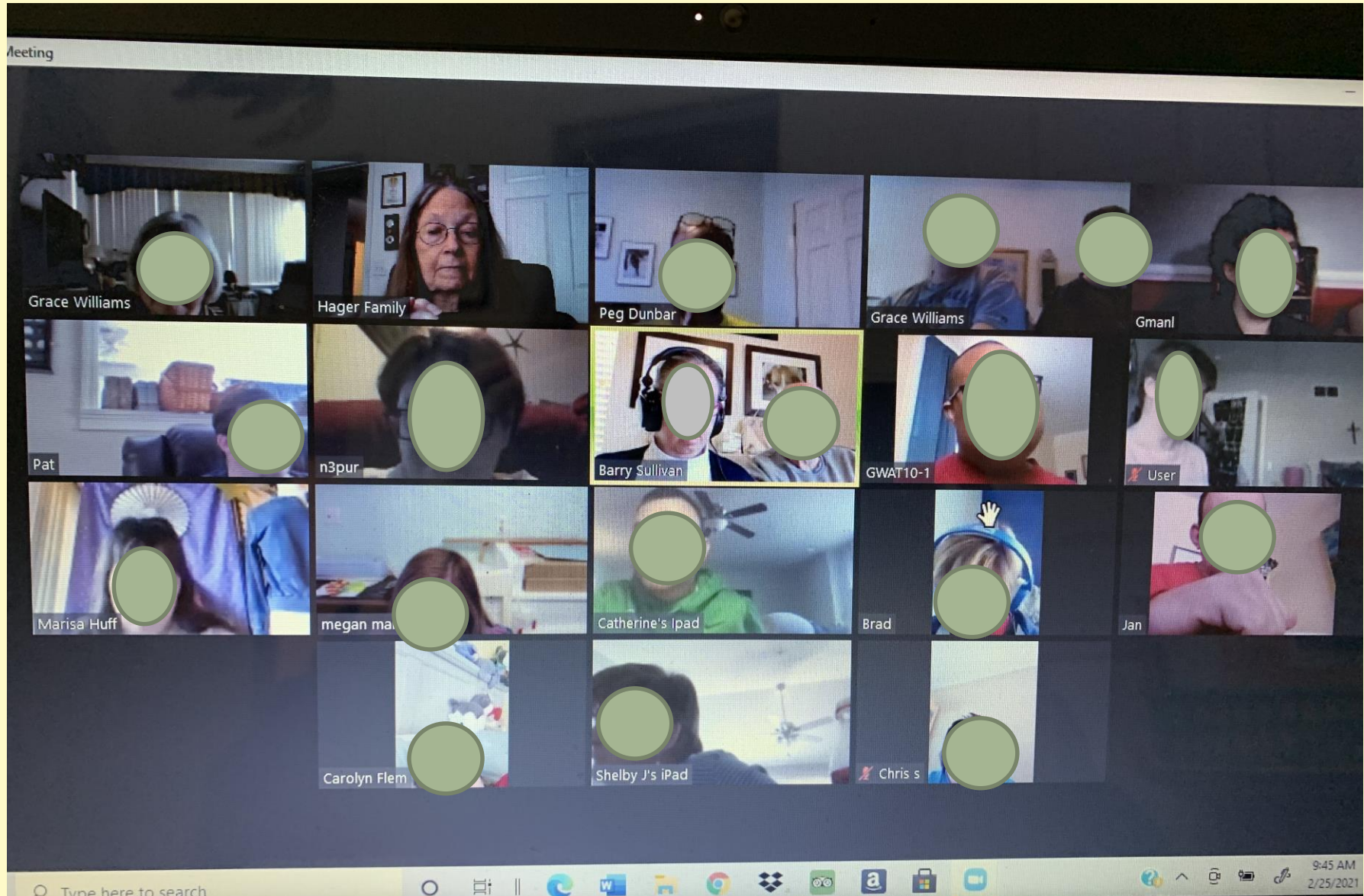


# Assisting Student with Song Choice/Search



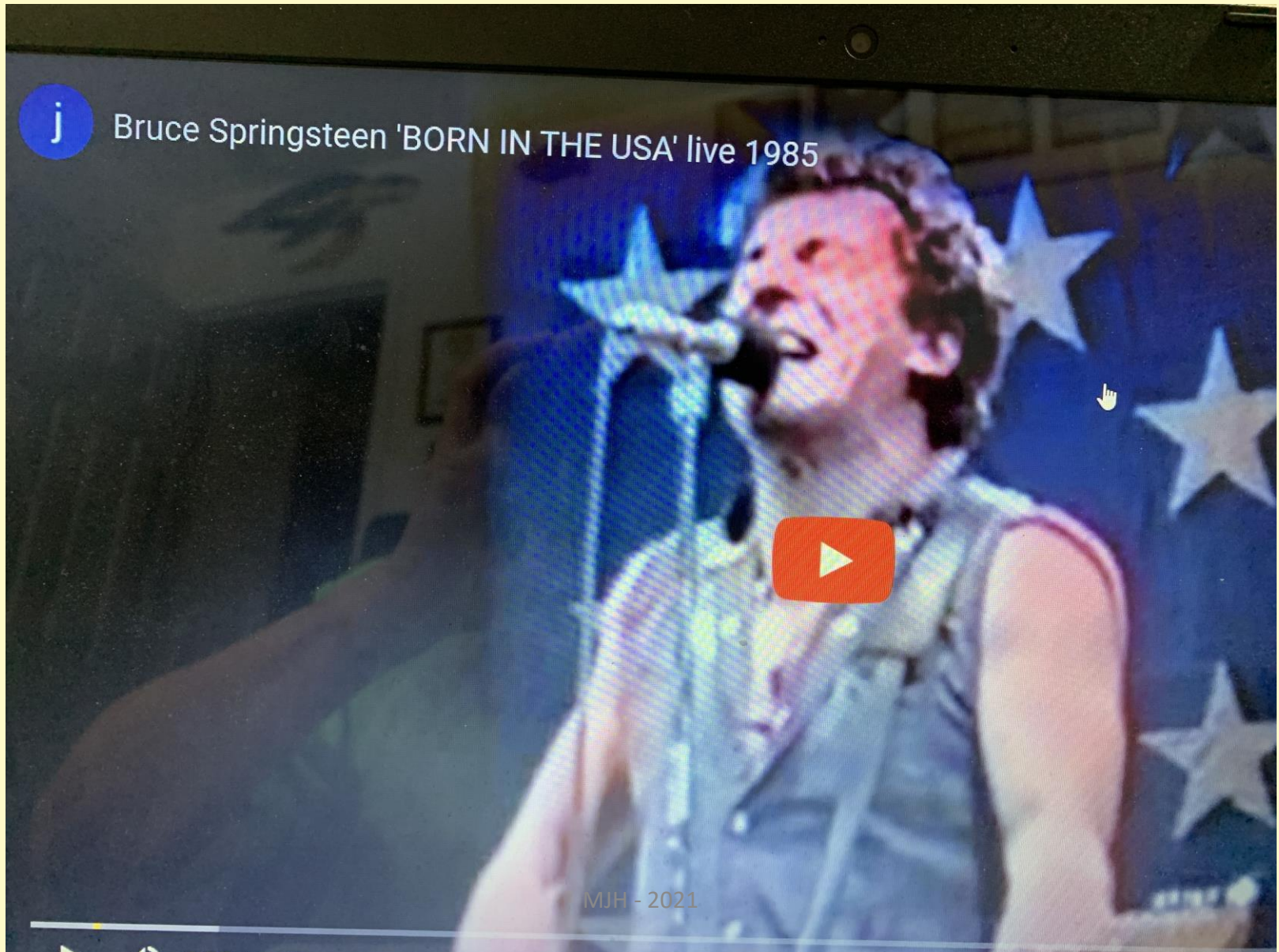


# Transition to Music Class using Zoom






# Music Videos via Share Screen on Zoom

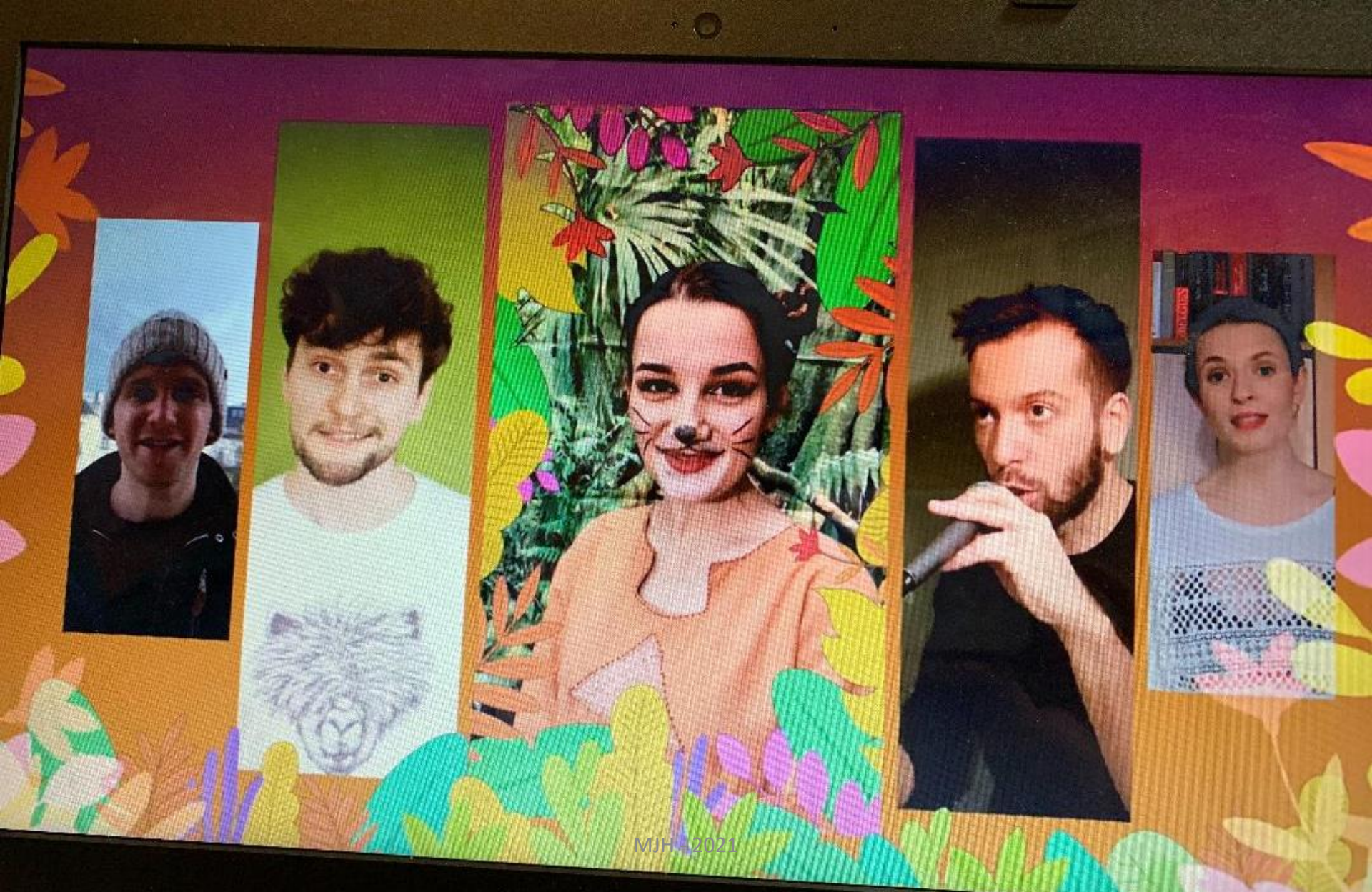


# Return to in Person & Zoom Class



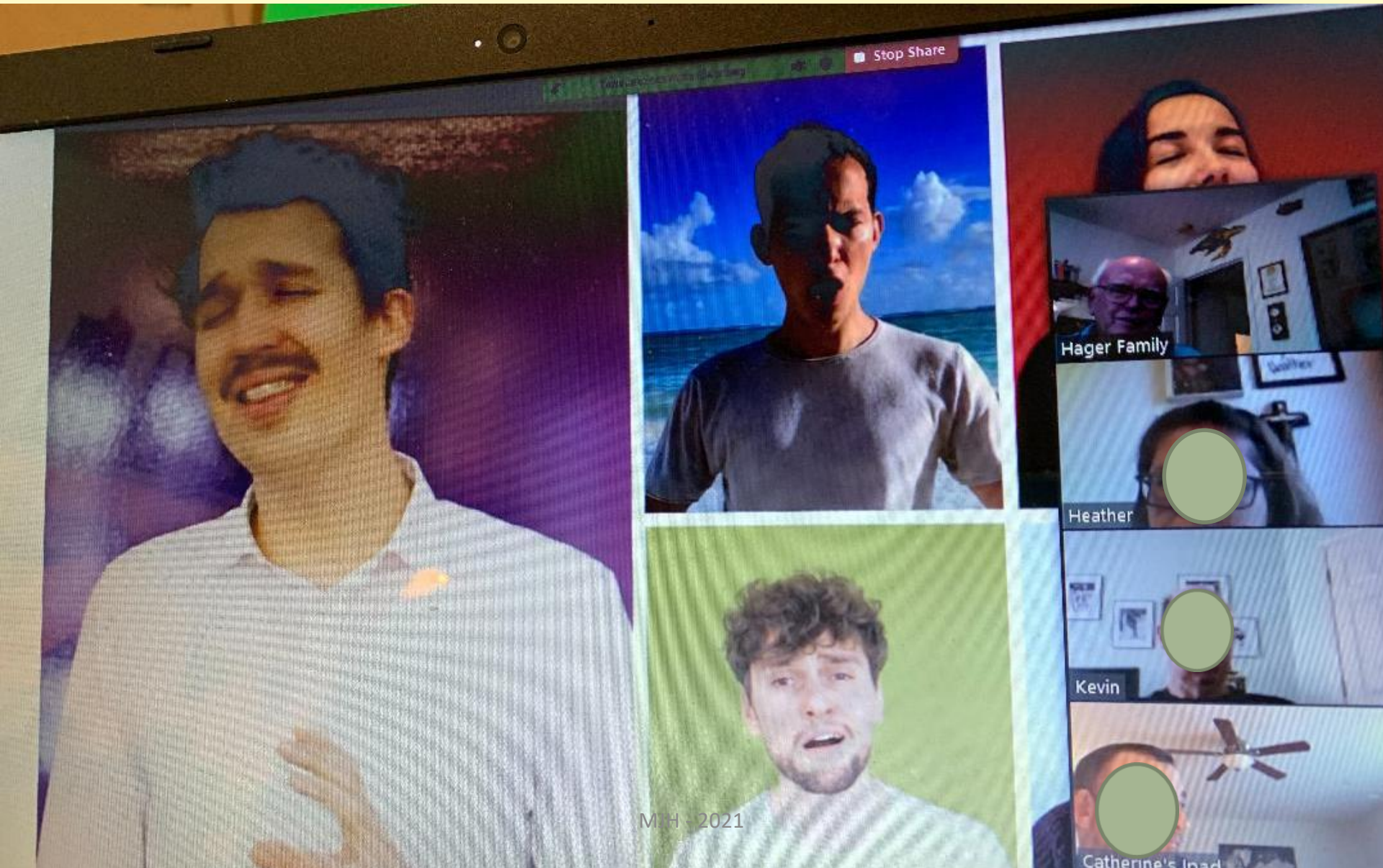


# Ultimate Disney Medley (found on YouTube)





# Ultimate Disney Medley shown Simultaneously in Class on Smart Board and via Zoom (Shared Screen)






# Other Ideas using Music with Technology


- Name that Song/Music Challenge
- Dancing
- Sign Language
- Wii Sing It game
- iPod

# Music Challenge


## Answer Buzzers with Different Sounds



# Recordable Switch Buzzers



# In Class Dancing to Salsa Music using Cell Phone






# Learning Sign Language through Songs via Zoom



# Wii Console and Remote



# Wii Sing It Game






# Microphone for Sing It with Wii





# Music Sing-along with Wii



# Disney Sing It Information

- Sing along to 30 songs and music videos from classic and contemporary Disney favorites
- Easy to follow karaoke gameplay with full screen videos from original Disney movies
- Play with up to 8 players in family fun mode where everyone can sing along together or pass the microphone
- Sing It Encore mode enables players to play back their performances and add fun voice effects

# iPod



# iPod

a portable electronic device for playing and storing digital audio and video files.

# Students using iPod

- Able to download songs
- Use before class and during break time for calming/relaxing.

# To Put Music on an iPod

- “Wiki How” found on the internet
- “How to Put Music on an iPod “

# Adding Simple Instruments & Caroling



# Skills Employed and Enhanced

- Fine Motor
- Organization
- Decision Making
- Collaboration
- Language, Verbal, Reading
- Leadership (Being in Front of Class)
- Tolerance to Classmate Songs
- Technology



# Conclusions

Students were able to:

- Choose songs to share
- Learn about groups or performers
- Learn how to tolerate/appreciate classmates' choices
- Use technology
- Develop presentation skills (language)
- Interact with other students
- Get parents involved

# Thank You

- Questions?