




Deep Dive into: DIY Assistive Technology for the New Normal

**AbleNet Inc.,
June 2021**



Greetings from South Carolina!

Rachell Johnson, MCD

CCC-SLP

AT Team Lead

Florence One Schools/Stepping Stones Group

Virtual AT consultant with the MN Technology For Home Program



Hello from Minnesota!

Barb Kelii MA OTR/L

Occupational Therapist with Mounds View Public Schools

Independent Assistive Technology Consultant

Speaker disclosures

Rachell Johnson is receiving financial compensation from AbleNet Inc. for this presentation.

Barb Kelii is receiving financial compensation from AbleNet Inc. for this presentation.

This presentation contains products that can be purchased in most cities and towns at “Dollar” stores, local markets OR thru internet merchants such as Amazon. Some links are provided to sites where purchases can be made. The presenters have no affiliation with nor receive any financial compensation if you choose to purchase any of the items discussed in this presentation.

Learning Objectives

Participants will:

- Identify and locate at least 3 DIY resources
- Gain insight into the usefulness of DIY technology for e-learning, distance education, and virtual AT services
- View DIY tech examples to utilize in their day-to-day practice

Session Outline

- What are the challenges to implementing DIY?
- DIY for virtual AT assessments
 - Computer access
 - Remote access
 - Working with multiple devices
- DIY for distance learning and teletherapy
 - Communication and participation
 - Written expression and Literacy
- Other DIY resources for your toolbox

*our handout is the full presentation and we added as many links as we could!



DIY AT

Overcoming Challenges



How can I overcome barriers to DIY?

Safety

Has it been tested?

Is it safe?



Test it

Trial & error

Would this hurt someone?

Making

Who is going to make it?



Partnership

AT Makers

Makers Making Change

Stem & Robotic Clubs

Materials

How much is it going to cost ?





Money Saving

Fraction of the cost to buy

Make a materials list

Create a makers budget

Some of our favorite materials for DIY





AT services

AT Assessments

Computer Access





Head Trackers


Traditional Eye Gaze Cameras & Head Trackers

- can be expensive
- may not be available

How can these products help
during an AT assessment?

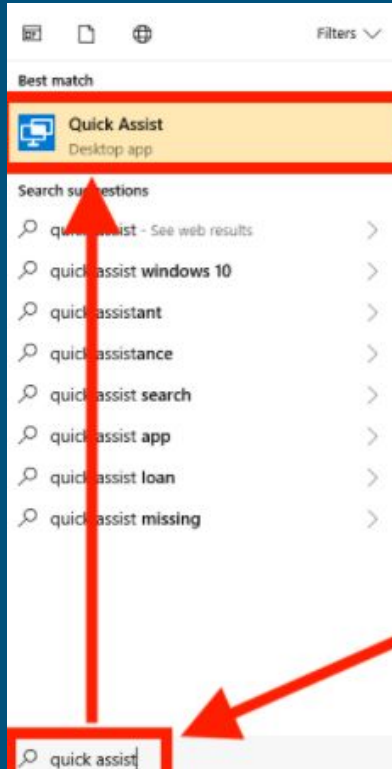


Remote Access





Windows 10 Quick Assist



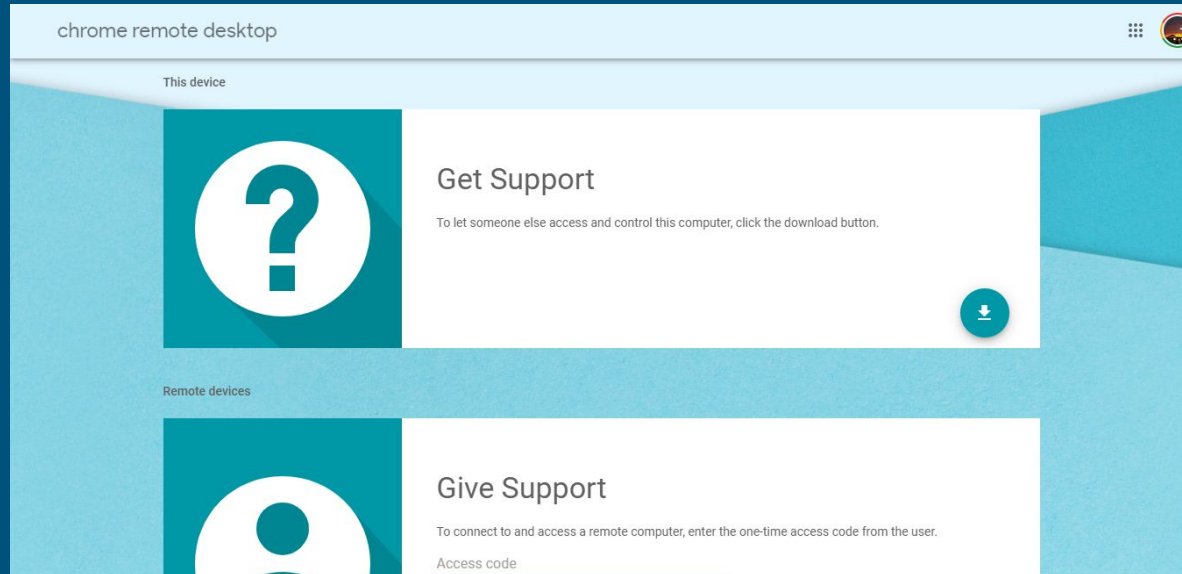
A therapist or teacher can use this to gain access to another Windows 10 device.





Chrome Remote Desktop

A therapist or teacher can use this to gain access to another device that is using Chrome as a browser.



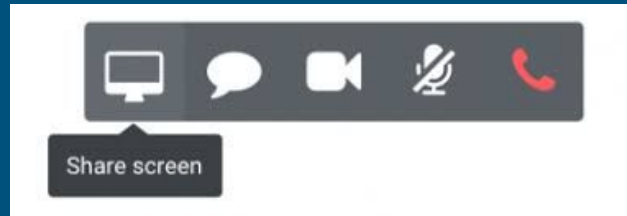
Other Remote Access Methods

- Teamviewer
- Zoom
- Microsoft Teams
"Give Control"

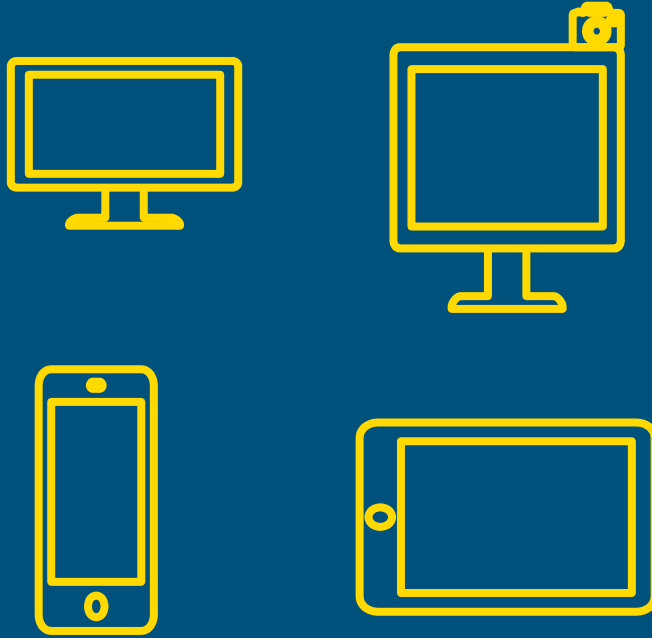


Use your virtual meeting platform **screen sharing** function to view your client's screen.

- Therapist view
- Coaching




Working with Multiple Devices



Using Multiple Devices

Cost alternative:
Jmount by
Communicare

Off the shelf phone holder!
Great for parents and therapist
to use together to provide a
view of the AAC device!



Consider what you already own!

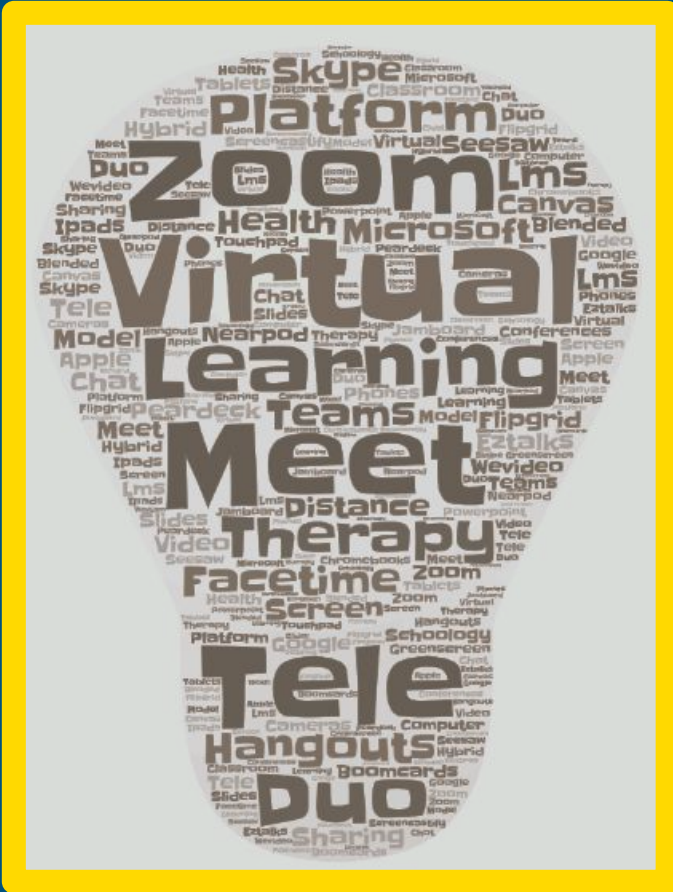


Don't forget about items you might have tucked in a closet!

You can swap out the mount plate from your camera for a phone or tablet mount!



Distance Learning
and
Teletherapy Resources

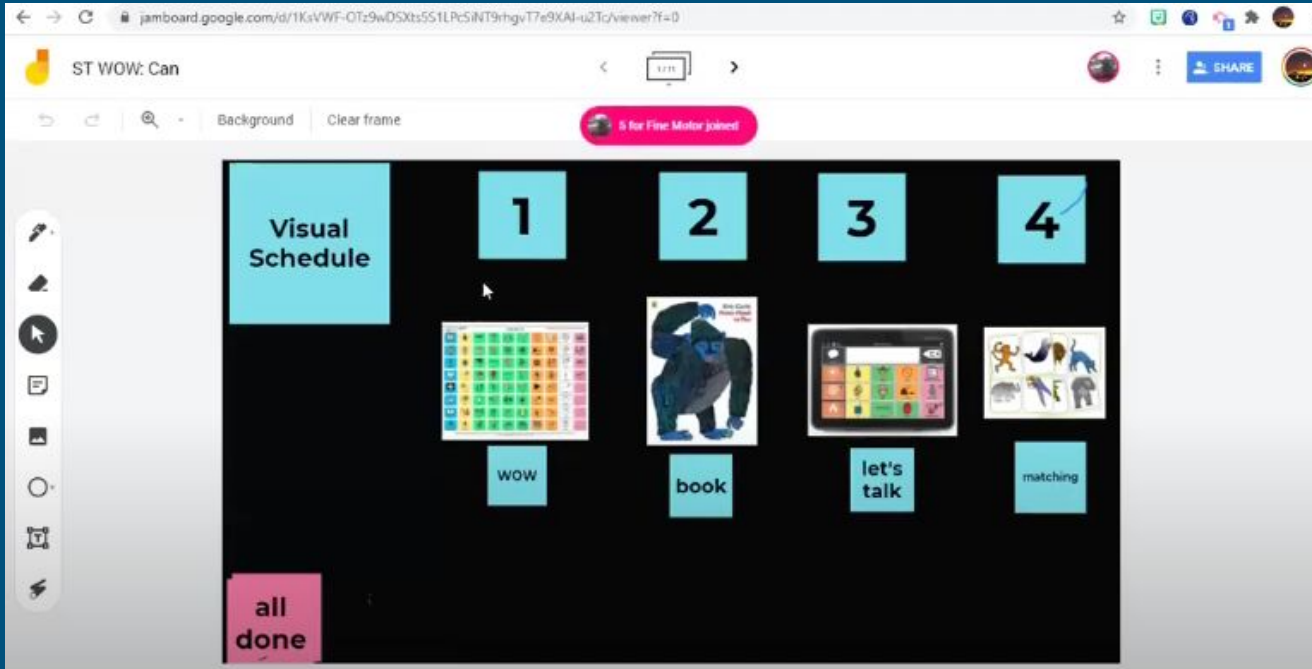


The New Normal

Digital Resources

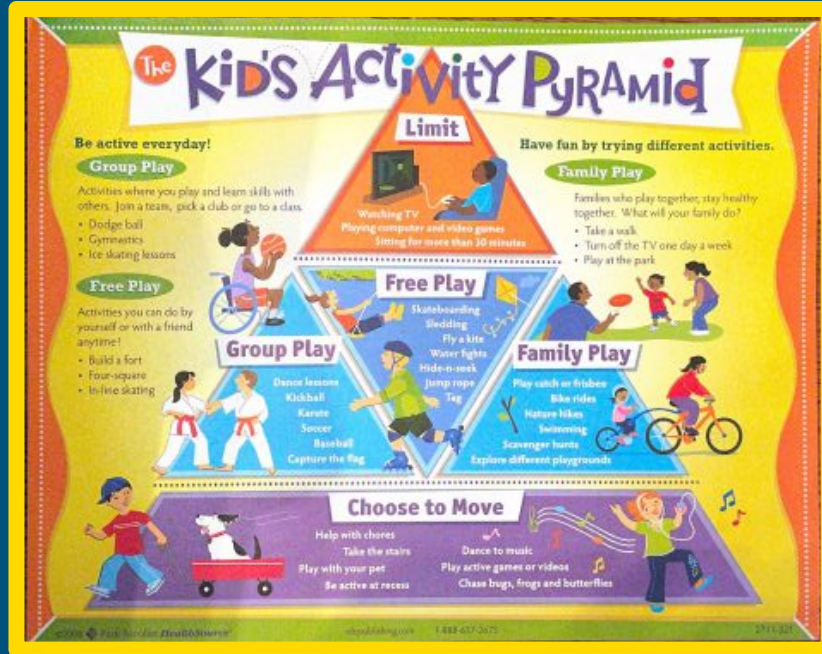


Jamboard



A free app in the Google Workspace for Education tools for computer, tablet, or iOS. OT example; ST example.

You can Jam a physical activity or home exercise program



Jamboard can be used as a teletherapy tool when working with speech, OT, and PT students.

Green Screen Therapy



[PlaySpark](#)



To DIY

- use green felt, paper, or curtain/shower curtain
- make sure your manipulatives are made with an exact green color match
- Use free backgrounds and felt pieces from [Play Spark](#)

Free Google Tools



Google Slides

- Bitmoji Classrooms
- AAC modeling
- Ready made-CVI resources
- Create your own-CVI Slides
- Drag and drop activities

Google Docs

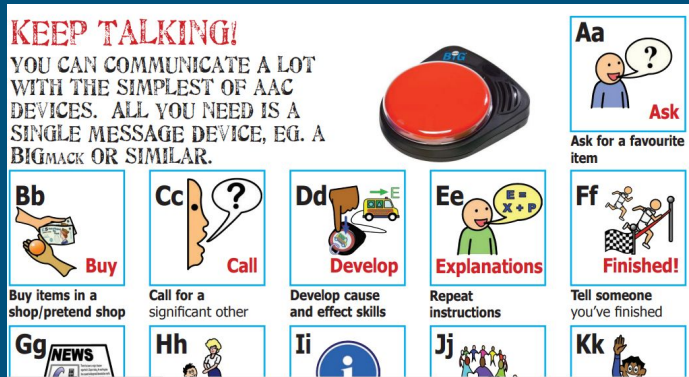
- Voice Typing
- Explore Tools/Image Search

Additional Google Resources:
controlaltachieve.com

Communication and Participation



Recordable Buttons

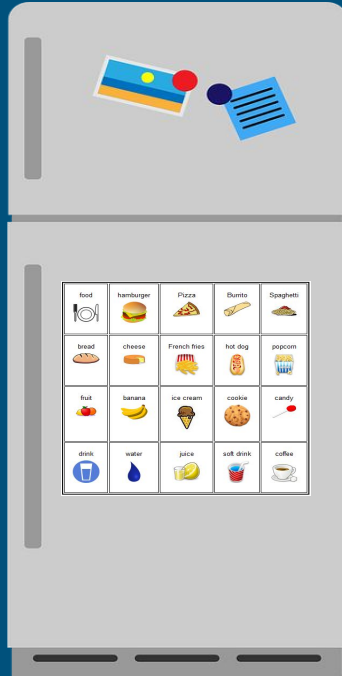


Amazon Recordable Talking Button

- 30 seconds of recording time
- Affordable \$10-\$12
- Easy to replace
- Vocabulary of the week
- Repetition in stories

See the completed A-Z Keep Talking Poster from Call Scotland

Communication at Home



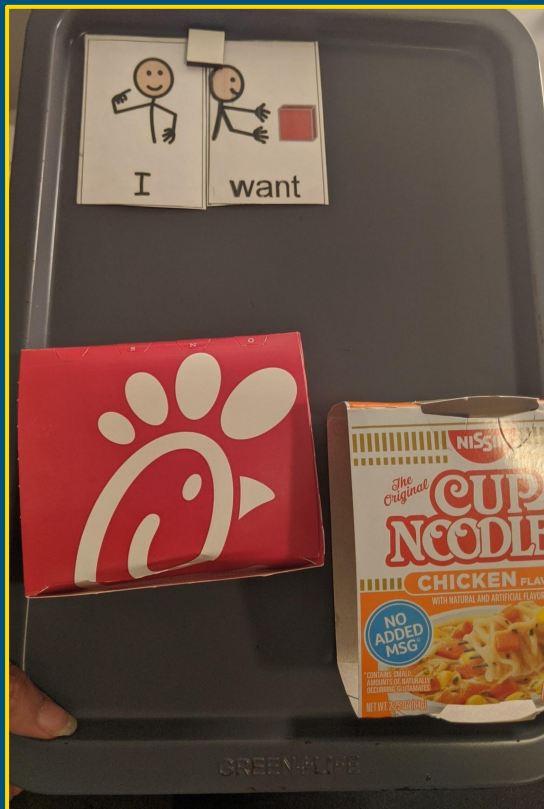
Use your fridge as a communication board

Add food choices

Use product wrappers to represent real objects

Use photos or print them from online.

Easy Communication at Home



Use a cookie sheet to make a magnetic object choice board.


Use product wrappers to represent real objects

Consider the size; more options with smaller objects.


Home Made Boards

Behavior Token Board

- Dollar store cutting board with handle
- Velcro
- Picture Symbols



Visual Schedule



Choice board

Communication Boards



Enlarge a picture
board at photo
center

Use with a laser
pointer

Be creative with your
placement!


Laser Pointer Under \$5

- Dollar Store Laser Pointers and Eyeglasses versus very expensive Laser Pointer



Laser Pointers



- Switch adapted laser pointers cost \$129.00+
- An alternative by RJ Cooper cost \$ 29.99



Literacy & Written Expression



3-Ring Binder Slant Board



- 3-4 inch binder
- Paper clips
- Magnetic sheet
- Magnetic strip
- Velcro
- Small piece of wood for the lip

Pool Noodle Pencil Grips!



They are so soft, easy to make different sizes,
and can be used with Right or Left handers!

Document Camera



IPEVO Mirror Cam 6-pack for \$39.99

Adapted Writing

Materials:

- Business card sheet protector
- Picture symbols

No need for glue or velcro.

Snap into a binder. Make multiple sheets to create:

- paragraphs
- Stories
- Book reports

Use a symbol word bank.



You can reuse symbols for other writing assignments.

Pool Noodle letters!



Alphabet order, Name building, CVC and sight words!

DIY Wireless Switch



- Wireless mouse
- Small box or sandwich container
- Sponge
- Velcro
- Scissors

- Cause and effect activities
- Page turning
- In combination with partner assisted scanning



What would you like to do now?

Read this book again.

Rate this book.

Read another book.

Screenshots from
[Tarheelreader.org](https://tarheelreader.org)



Other Items for your ToolBox

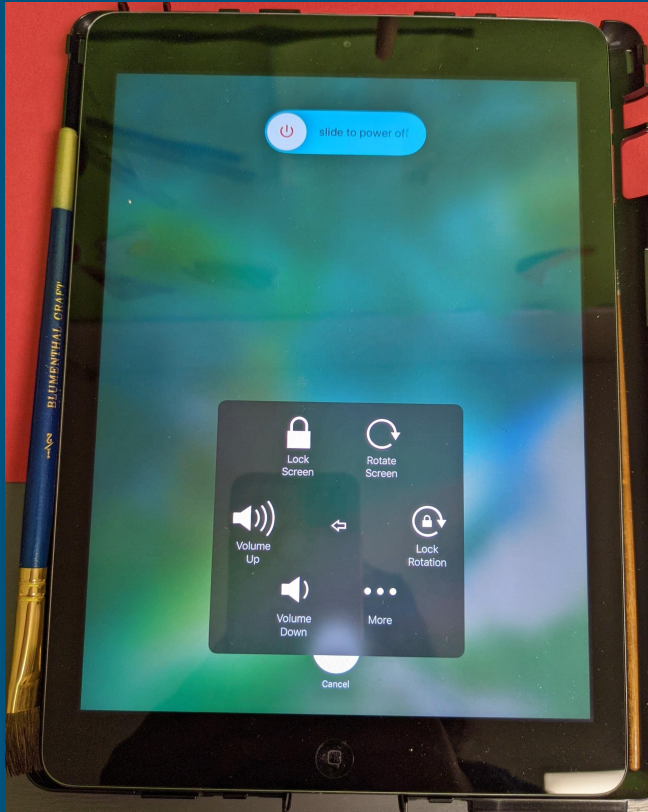
Floral Foam for Positioning



Make stands for tablets and phones!
So easy to cut and shape! These are covered in Press 'N Seal to keep the foam from getting green flakes everywhere!

Use for tablets or phones

Think Outside the Box



Be creative
while using safe
and available
materials

**Paintbrushes+assistive touch becomes a
quick fix in an emergency for an ill-fitted
case.**

Chrome Music Lab



- Several different activities to do
- Use it with a touch screen or mouse
- Have the student present their screen and you can see them writing.
- Or Use use a tablet or phone positioner idea



Be Active Kids

- Home DIY
- Activity Sheets
- Movement



Pediatrics Plus

- Home therapy blog
- PTs
- OTs
- Speech



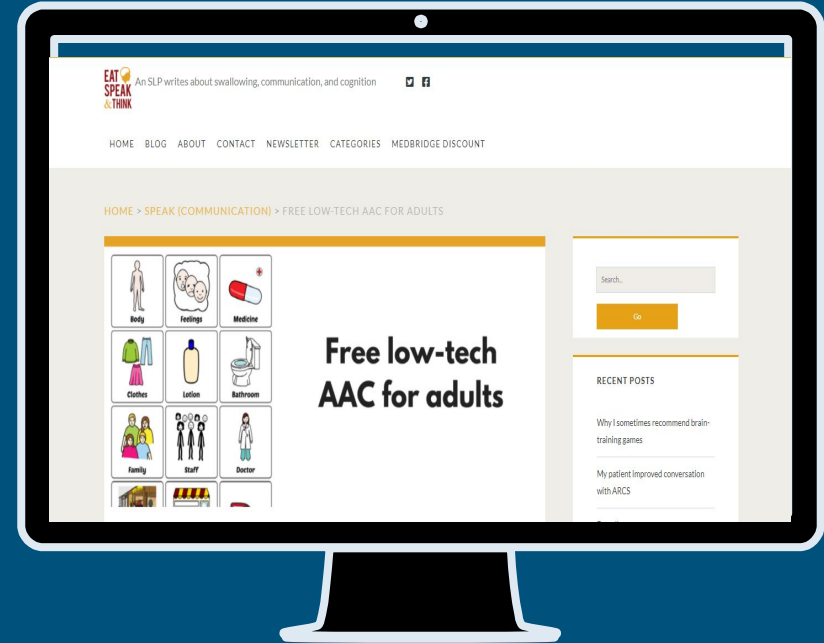
The Do It Yourself OT

- Website links
- How to Resources



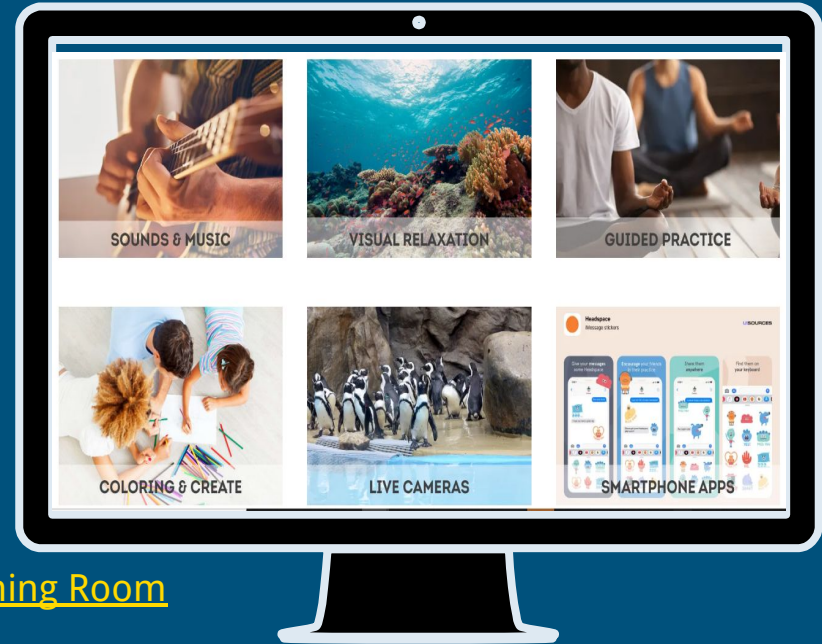
Eat Speak Think

- Free low tech picture symbols
- Multilingual resources
- Lots to explore!



Virtual Calming Rooms & Apps

- Sound
- Visual
- Yoga
- Helpful links
- Home or School use



[Rosemount Apple Valley Eagan ISD 196 Virtual Calming Room](#)

[Osseo Area Learning Center Virtual Calming Room](#)

[Mindpowerful powers app for kids](#)

Other Literacy Resources

- 
- Story Jumper
 - Book Creator
 - LessonPix
 - Boardmaker Student Center

Voice Amplifiers



Students can use during speech therapy while maintaining social distance!

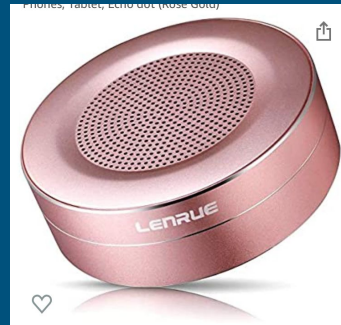
Teachers! Save your voice and let your students hear you better while wearing a mask!

[Click here for an example of how an amplifier sounds while wearing a mask.](#)

DIY Voice Amplifiers



Can use other
bluetooth
mics/headsets, or
lapel mics. Check how
it works with a mask
on!



Portable Bluetooth Speaker
\$10 and up!

Tactile Cues



Use cabinet door bumpers as tactile cues for a mouse and/or keyboard.

External Trackpad



These handy add-on hardware devices can help solve both positioning and computer access problems!


SUGRU Mouldable Glue



Make your own wired switch



Check out our Wakelet!



DIY AT & AT Resources

https://wakelet.com/@DIY_AT_and_AT_Resources4821

Thank You!



Rachell Johnson, M.C.D., CCC-SLP AT Team Lead and AT Consultant
consultrachell@gmail.com

Barb Kelii, MA OTR/L AT Consultant
tctechgal@gmail.com



Credits

Special thanks to all the people who made and released these awesome resources for free:

- Presentation template by [SlidesCarnival](#)
- Photographs by [Unsplash](#)
- Backgrounds by [SubtlePatterns](#)