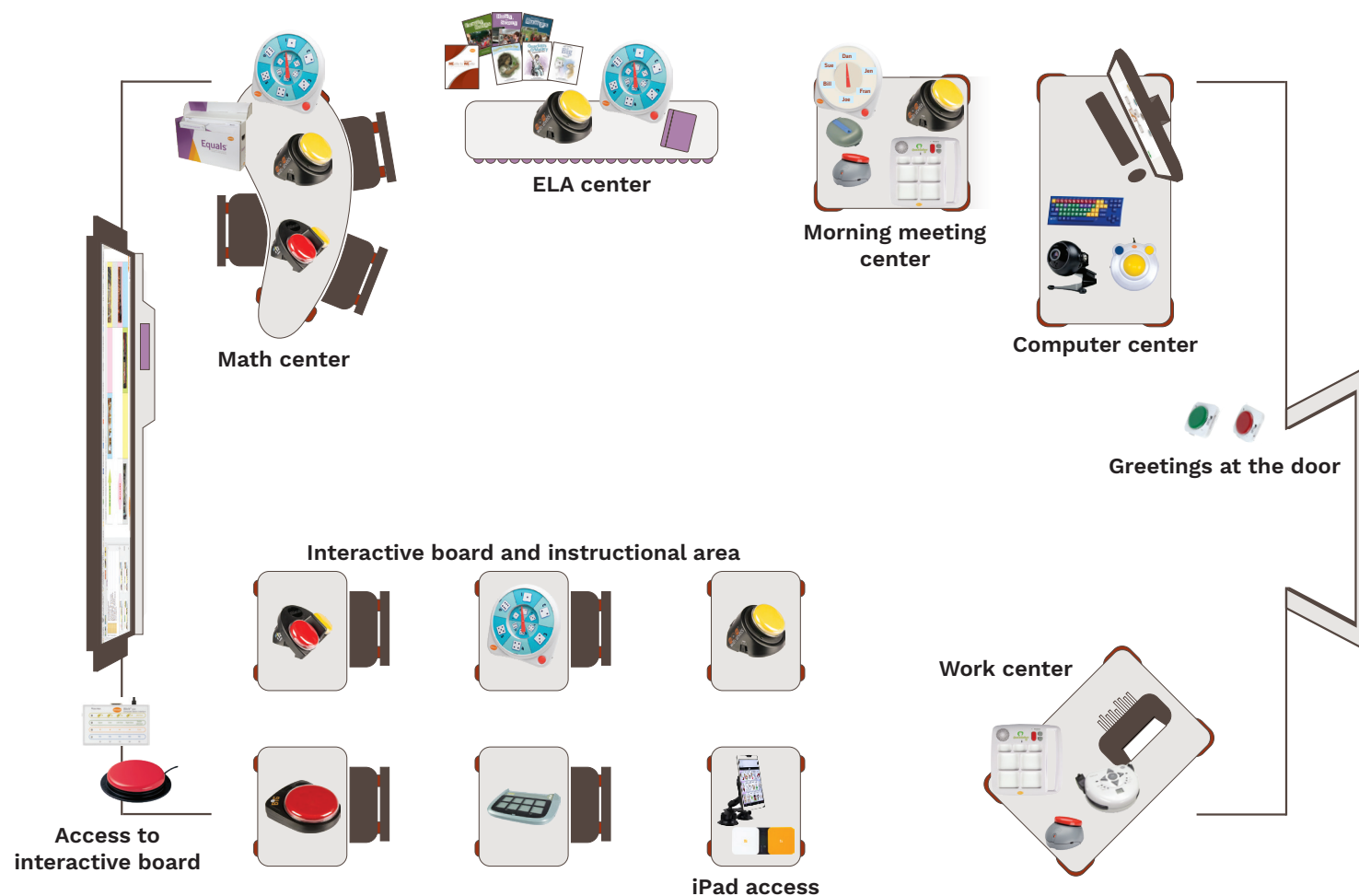









Assistive technology ideas for your classroom in 2019

For over 30-years, AbleNet has been guided by the philosophy that every student, regardless of ability, can communicate, engage in learning, and show measurable progress.

Creating a classroom environment that offers a variety of accessible classroom-ready solutions will provide opportunities to increase communication, social skills, and problem solving skills while building independence



Access to classroom instruction in 2019

Assistive technology solution	Engagement skills addressed	Action
	BIGmack®	Answer question during active instruction Say repetitive story line Greet peers and adults Make a request Ask for help Continue an activity Acknowledge comprehension of information
	Step-by-Step™ with Levels	Recite items in a sequence - Count, days of week, vocabulary words, instructions, etc. Engage in conversational exchanges Practice conversational responses Exchange personal details with a conversation partner Give simple, verbal, step by step directions to a peer Share an event Recite a poem
	iTalk2™ with Levels	Explore opposing core words (Yes No, Go Stop, etc.) Answer Yes and No questions during active instruction Answer questions during live instruction Engage in early conversation with two responses Make a choice between two options
	TalkingBrix™	Quick ready messages I want help. I need a break. I am ready. I want more. I'm finished. I know the answer. I don't understand. That was great!
	QuickTalker™ 7, 12, and 23	Greeting Use with Core words to answer during instructional periods Conversational turn taking Listening skills Requesting assistance Sharing requesting Information Give opinions Combine core words to increase complexity of message
	SuperTalker™	Initiate conversation Respond to questions Comment Affirm Negate Greet Describe Direct others Construct a narrative Request
	All-Turn-It Spinner™	Daily Attendance with student photo Choose student to answer Practice content skills. i.e, vocabulary, numbers, colors, etc. Random selection of art materials Select game cards