

“Happy Dance” AT/ AAC Circle Time Activity

Objective: Introduce and reinforce the word “happy” using an AAC device, integrating music and movement to engage the entire class.

Setup:

Select the song “Happy” by Pharrell / Don’t Worry Be Happy by Bobby McFerrin (or any joyful song featuring the word “happy.”)

Ensure the AAC/A.T. device is programmed with the “happy” symbol or button.


Arrange a space for a dance party that allows for movement and accessibility for all students.

Activity Steps:


- ✓ During circle time, introduce the activity to the class, explaining you’ll be playing a song that uses the word “happy,” and everyone will get a chance to interact with the AAC device.
- ✓ Play the song and pause at predetermined points. Each student takes turns pressing the “happy” symbol on the AAC device. The student using the AAC device can be encouraged to lead this part, showing peers how to find and use the “happy” button.
- ✓ After pressing the “happy” symbol, the class resumes the dance party, celebrating the word and its meaning through movement.
- ✓ Encourage students to express what makes them happy, using the AAC device for those who communicate through it and verbal expression for others. This can be done after the dance party or during a cool-down discussion.

This activity emphasizes the word “happy” and promotes inclusivity, peer interaction, and the joy of shared experiences, making learning memorable and engaging.






Happy



Happy



Happy