

AbleNet Ideas for Distance Learning and Back to School

Mary Sagstetter, MA, ed
msagstetter@ablenetinc.com
www.ablenetinc.com

AbleNet™

1

Objectives:

- 1. Explain why **active engagement** is critical to the success of students in Life Skills classroom.
- 2. List three specific times of day that access to assistive technology will **increase student communication**.
- 3. Discuss how to ensure **lesson planning** takes into account **integrating technology** per activity and per student.

AbleNet

2

Belief System

Under what conditions is it possible ?

- Readers
- Writers
- Mathematicians
- Scientists
- Connected to real world content and experiences



AbleNet

3

And now they are at home!



AbleNet

4

Our Goal ..

To give students a sense of **normalcy**, to keep them **active, engaged** and **moving forward** so that when we do get back to school it is a **smooth transition** back into the classroom.

Pellicano

AbleNet

5

Predictable Activities

Home / Functional Skills Learned


School	Goal	Home
Attendance	Greetings/ Identification	
Reading	Rich language exp	
Math	Connecting number concepts	
Snack / Lunch	Communication / Real world application	
Art Activities	Creativity – connecting to content – math skills	
Games	Communication / Social Skills / connecting to concepts	

Consider what materials you send home or the objects in the home that students can use.

AbleNet

6

Remember Modes of Communication



Mode	Action	Think About
Pointing	Display the item	Clarify point
Eye gaze	Space out choices	2 – 3 choices
Gestures	YES / NO signal	Assign movement as response
Vocalizations	YES / NO signal	Assign sound as response
Device	Record message	Switch – not plugged in
Other	Written responses	White Board

AbleNet

13

Spin for Daily Exercises



Star Jumps

- Kids love these! Stand tall and then jump into the air, expanding your legs and your arms so that you look like a large "X" in the air. Say, "I'm a STAR!"

Bear Crawls

- Palms and feet flat on the floor, arch your back so that you look like a mamma bear. Who can "roar" the loudest?

Jumping Jacks

- With many variations to the classics, this one can go on and on. Count to a specific number or letter before stopping

<https://iqalo.com/blogs/qalo-life/12-at-home-workouts-to-do-with-your-kids>

AbleNet

14

Let's Talk Math



AbleNet

15

Block Tower

Spin

Find Color

Build



Shape Overlay

AbleNet

16

Treasure Hunt

Spin

Find something...

Green
Yellow
Red



AbleNet

17

Requests can go both ways...

Show me...

Colors
Numbers
Shapes



AbleNet

18

Counting

Numbers 1-10

School




AbleNet

19

Counting

Spin

Count out
objects

AbleNet

20

Counting

Hundreds Chart


Actual Objects
Communication
Device

AbleNet

21

Concepts

Actual Objects



AbleNet

22

Spin for
numbers

EXAMPLE 4



The student rolls the dice at turn.

Instructor: The instructor places a die or dice in a plastic bag or a small box that is closed tight. The instructor or a peer opens the bag or box to show the number rolled.

Student: The student tosses the bag or box on the table or floor to roll for turn.

• Multiplication



AbleNet

23

Problem
Solving at
School

AbleNet

24

Cause & Effect: Solving Everyday Problems



AbleNet

25

Computer and iPad Access



AbleNet

26

AT SCHOOL

Computer Access



AbleNet

27

Video Demo

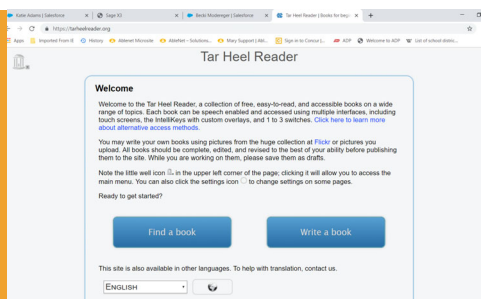


AbleNet

28

Language Arts

Read



AbleNet

29

AT HOME

Access the computer



AbleNet

30

Remember Modes of Communication



If you do not have the Hitch switch interface

- Switch – student activates the switch / partner performs action
- Yes/ No signal
- Assignment movement as response

AbleNet

31

FREE Switch Accessible software

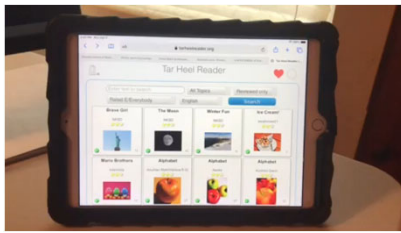
- Tar Heel Reader - <https://tarheelreader.org/>
- Shiny Learning - <http://www.shinylearning.co.uk/>
- SENict - <https://www.ianbean.co.uk/>
- Better Living Through Technology - <https://www.blitt.org/switch/activities.htm>
- CBeebies - <https://us.cbeebies.com/>
- Priory Woods - <http://www.priorywoods.middlesbrough.sch.uk/>
 - Curriculum and Assessment – Resources
- PowerPoint
 - Attendance
 - Vocabulary words
 - Turning pages in a book
 - ETC.
- Unique Learning Systems - ELA
 - Turning pages in the computer story
 - AAC for story reading – turn of sound on story

AbleNet

32

Switch Access to Tarheel Reader with BLUE 2 interface

RECIPES



AbleNet

33

AT SCHOOL vocabulary



AbleNet

34

Spin to Match Vocabulary

Text to Symbol

Symbol to Text



Model AAC devices



AbleNet

35

Action Dictionary

Match



AbleNet

36

37

38

Lead a picture walk

Model with device

Mode of Communication

** Turn the page






AbleNet

39

Engaging in Literacy

Repeated Line Books


[AAC Intervention.com](#)
[Books with Repeated Lines](#)
[Fluency at Echols](#)
 (in addition to experience personal favorite!)

Arandine, V.
Alisa
Alisa, R.V., ed.
Alisa, R.V. & Martin, B. Jr.
Arachnidz!
Arach. V.
Arach. V.
Arach. V.
Arach. V.
Arach. V.
Arach. V.

Why Mesquite Buzz in Purple's Eyes
Go Tell Aunt Shanty
The Grumpy Lion
I Love Ladybugs
A Beautiful Feast for a Big King Cat
Just Line Doodly
Here Comes The Cat
Monstrous's Books
222 Black Fly
Reed, G.
THUMP, THUMP, Red-on-Tot-Tot
THUMP, THUMP, Red-on-Tot-Tot


- The Very Hungry Caterpillar
 - *but he was still hungry*
- Full list - AACintervention.com

AbieNet

40


Literacy at School and at Home

- Read a book and tell someone about it
- Write a letter a day to your extended family members. Also address the envelope
- Find a picture in a magazine and write 1 -4 sentences about the picture.
- Send home a journal of pictures and the kids need to write about the pictures each day.



41

Create Home Activity Schedule



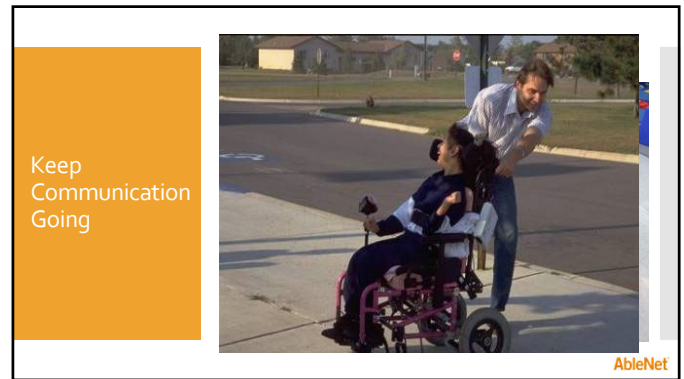
SUN	MON	TUE	WED	THU	FRI	SAT
Practice talking/turns	Choose one: <input type="checkbox"/> playdough <input type="checkbox"/> blocks <input type="checkbox"/> toy cars <input type="checkbox"/> bubbles	Eat dinner together: Talk about the day and practice manners	Play a game as a family	Increase use of the word like	Practice making requests	Practice a greeting
	Practice a greeting		Choose one: <input type="checkbox"/> playdough <input type="checkbox"/> blocks <input type="checkbox"/> toy cars <input type="checkbox"/> bubbles			

42

	Schedule	Activity	AT Tool	Josh	Mia
Importance of planning for access	Opening	Identify Name Thru pic / text Day of Week	Spinner Switch Step by Step	Choose a student photo	Hands photo to student
	Reading	Vocabulary PPT on Smart Board Interactive Story		Turn slide Reads word Read Story	Reads word Reads Story
	Break/ Snack	Make Snack Request Snack		Add ingredients Blend Smoothie	Reads recipe
	Math	Counting by 5		Counts numbers	Orders number cards


AbleNet

43



AbleNet

44



AbleNet

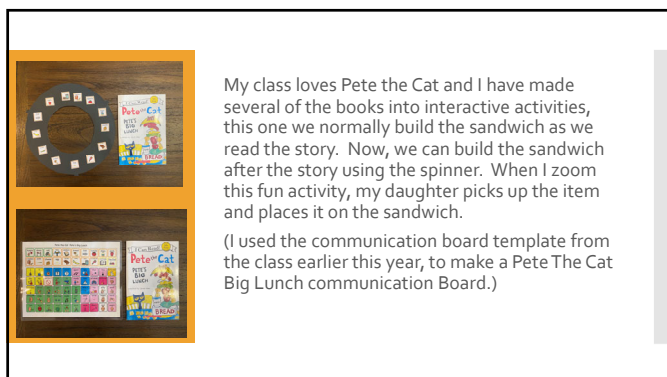
45



Elizabeth Landgraf

Pasco County , FL


46



My class loves Pete the Cat and I have made several of the books into interactive activities, this one we normally build the sandwich as we read the story. Now, we can build the sandwich after the story using the spinner. When I zoom this fun activity, my daughter picks up the item and places it on the sandwich.

(I used the communication board template from the class earlier this year, to make a Pete the Cat Big Lunch communication Board.)

47



Duck on Bike

Who will Answer?

48

Spin for a Sticker

- Make the Sticker Overlay
- Keep the stickers on a weekly chart
- Send home to the student – cool to get mail
- Or make a digital sticker sheet and email to parents at end of week



AbleNet

49

Mail letter to student at home or email to the parent

•	Dear Addy,
	You have been doing a great job this week on your school lessons.
	I am sending you your stickers to show to your family.
•	I will see you on the computer again soon.
	Your Teacher, Ms. Jones
•	Monday
	Tuesday
	Wednesday

AbleNet

50

AT SCHOOL

Read lunch menu

Request own lunch



AbleNet

51

Cooking at School



AbleNet



52

Cooking at Home



AbleNet



53



AbleNet

54

Control Opportunities

Assistive Technology

PowerLink 4 and Switch



Supply power to:

Lights
Electric Stapler
Paper Shredder
Pencil Sharpener
Blender
Popcorn Popper
Lava Lamp
Electric Broom
Radio/Tape/CD player

AbleNet

55

Play

Active
Engagement
Rich Language
Enjoyment



AbleNet

56

Games

Increase initiation skills
Increase turn-taking skill
Maintain a topic for several conversational turns
Increase ability to ask questions
Increase ability to answer question
Demonstrate conversational repair skills
Increase vocabulary
Increase sentence length
Demonstrate comprehension of new vocabulary, (pronouns, friends, concepts, etc)



AbleNet

57

Bowling for

Numbers
Letters
Names
Vowels
Vocabulary



Use fan or blow-dryer to blow paint or light-weight balls on an art project.


AbleNet

58

Art Projects Coloring

Creativity
Choice making

FUN!



AbleNet

59

Art Projects Paint

Creativity
Choice making

FUN!



AbleNet

60

Music

Active Engagement

Rich Language Enjoyment

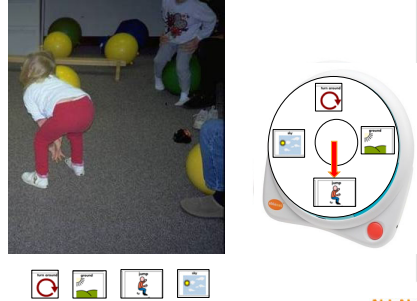


AbleNet

61

Sing a verse in a motor song

Teddy bear
Teddy bear
touch the
ground



AbleNet

62

Music at
School
Or at Home

Let's Watch
Amber!

1:02




Community Music Center
Amber and Ian
Music using the Switch

AbleNet

63

Daily Activities

Independence
Responsibilities



AbleNet

64

Vocational

Independence
Responsibilities



AbleNet

65

Vocational

Independence
Responsibilities





AbleNet

66

Vocational

Independence Responsibilities

AbleNet

67

Vocational

Independence Responsibilities





AbleNet

68

Vocational

Independence Responsibilities



AbleNet

69

Vocational

Independence Responsibilities




AbleNet

70

Vocational

Independence Responsibilities




AbleNet

71

Celebrate!!

Communication Friends

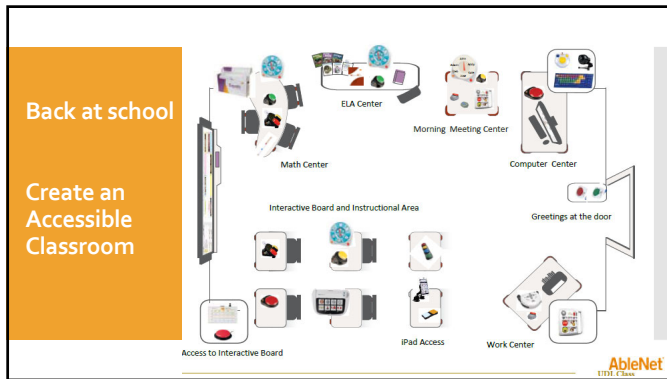
FUN!





AbleNet

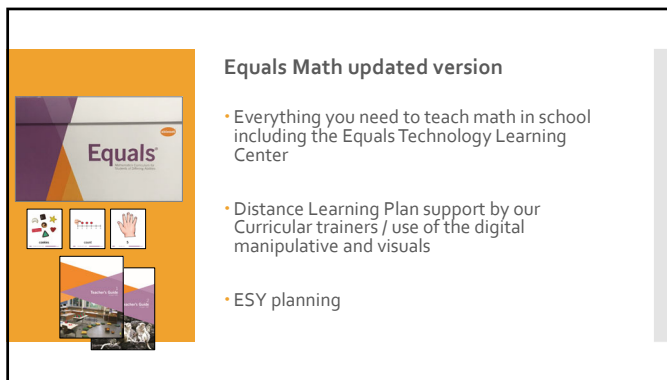
72



73



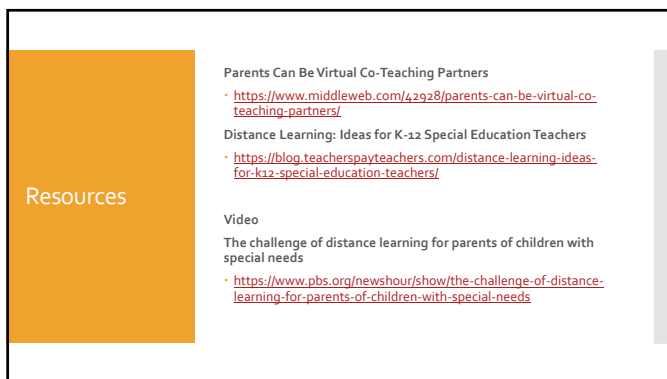
74



75



76



77



78