



1

---

---

---

---

---

---

---



2

---

---

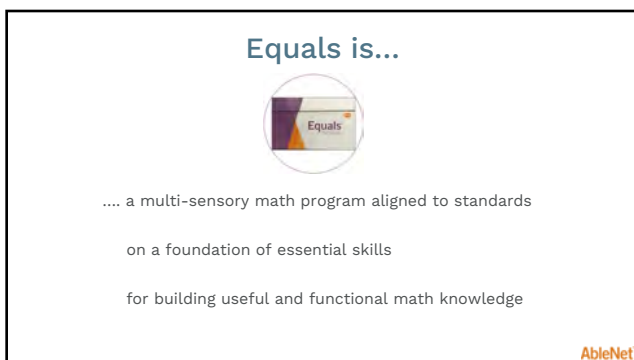
---

---

---

---

---



3

---

---

---

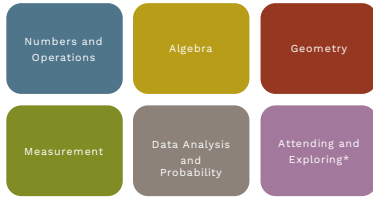
---

---

---

---

## Five Content Areas + Attending & Exploring



\*Pre-readiness and readiness math skill

AbleNet

4

---

---

---

---

---

---

---

## What's Included



AbleNet

5

---

---

---

---


---

---

---

## Student Supports

- Manipulative kit
- Action Dictionary
- Levels 1, 2, 3 Materials and Lesson Adaptations
- Skill and PS worksheets: 3 Levels
- Action Cards
- Assistive Technology



AbleNet

6

---

---

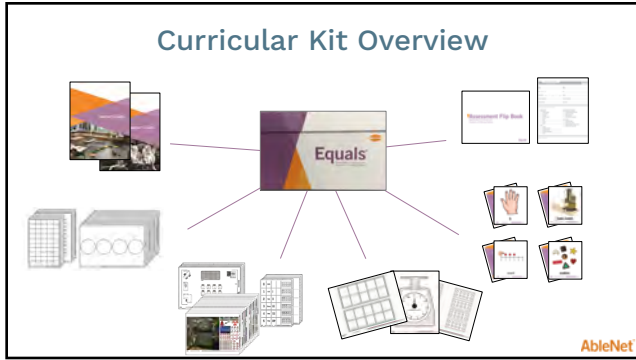
---

---

---

---

---



7

---

---

---

---

---

---

---

### Teacher's Guides

- 5 spiral bound books – 2 chapters per book
- Sequence of lessons

Each lesson: math objective narrowed view for success

The image shows three spiral-bound books titled "Teacher's Guide". The books are arranged in a slightly overlapping manner, showing their covers which feature a purple and orange geometric design.

AbleNet

8

---

---

---

---

---

---

---

### Workmats

The image displays four different workmat templates. The top-left template shows a train with red and blue cars. The bottom-left template is a matching activity with "Yes" and "No" sections. The top-right template is a grid for sorting or classifying objects. The bottom-right template shows a number line with blue circles. Each template is designed for a specific math activity.

AbleNet

9

---

---

---

---

---

---

---



10

---

---

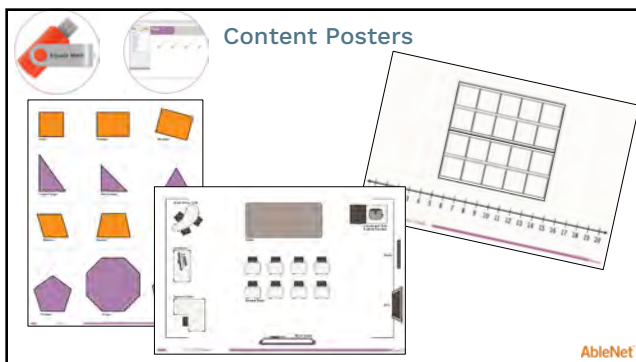
---

---

---

---

---



11

---

---

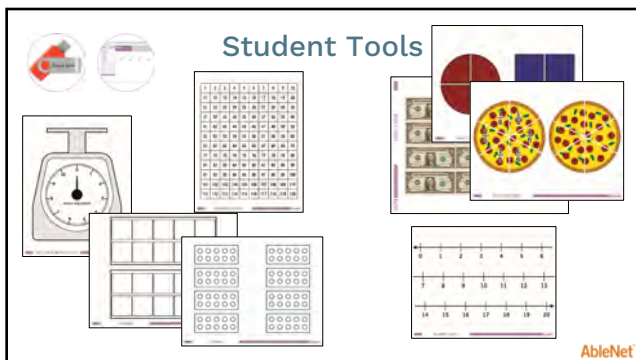
---

---

---

---

---



12

---

---

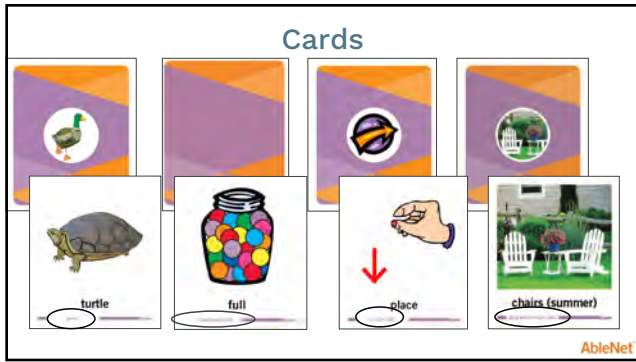
---

---

---

---

---



13

---

---

---


---

---

---

---

---



14

---

---

---


---

---

---

---

---



15

---

---

---

---

---

---

---

---

### Manipulative Kit



AbleNet

16

---

---

---

---

---

---

---

### Communication Supports



AbleNet

17

---

---

---

---

---

---

---

### Ang-Legs and Wax-Coated Yarn Sticks



AbleNet

18

---

---

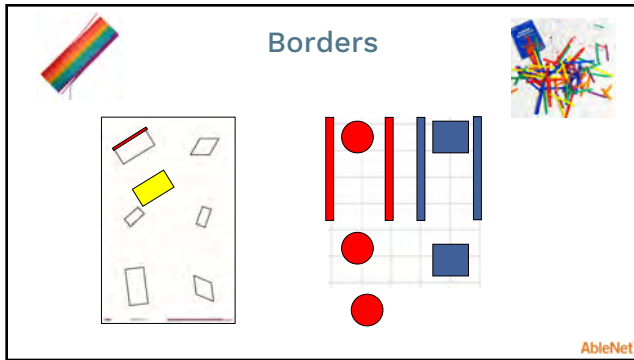
---

---

---

---

---



19

---

---

---

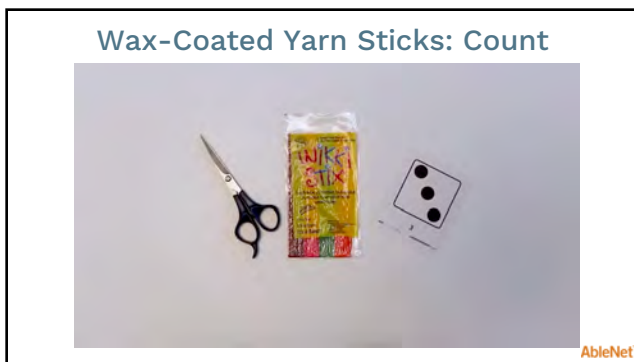
---

---

---

---

---



20

---

---

---

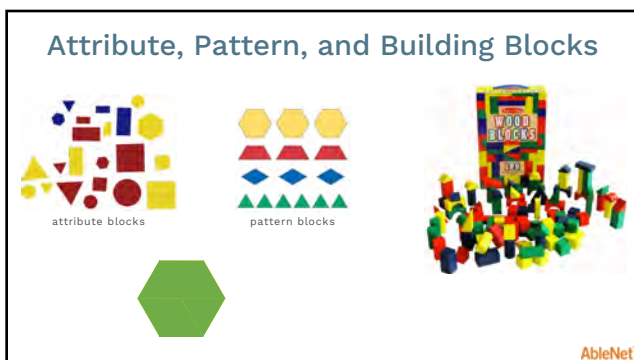
---

---

---

---

---



21

---

---

---

---


---

---

---

---

### Building Blocks with Pic-Symbols



AbleNet

22

---

---

---

---

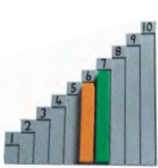
---

---

---

---

### Number Sense and Place Value



AbleNet

23

---

---

---

---


---

---

---

---

### Foam Tiles and Circle Counters



AbleNet

24

---

---

---

---

---


---

---

---



### Line Graph: Circle Counters



AbleNet

25

---

---

---

---

---

---

---

---

### Theme Counters



AbleNet

26

---

---

---

---

---

---

---

---

### Measurement Tools



AbleNet

27

---

---

---

---


---

---

---

---

### Dial Scale and Balance Scale



AbleNet

28

---

---

---

---

---

---

---

---

### All-Turn-It spinner Step-by-Step communicator



AbleNet

29

---

---

---

---

---

---

---

---

### MathLine with Objects



Count  
Skip-count  
Add, subtract, multiply, divide

AbleNet

30

---

---

---

---

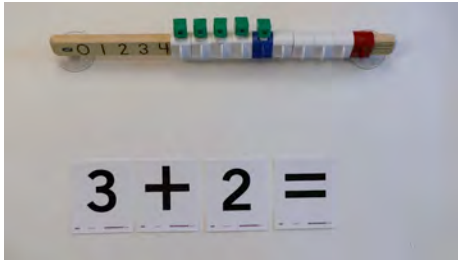
---

---

---

---

### Add: MathLine



AbleNet

31

---

---

---

---


---

---

---

---

### Math Area



AbleNet

32

---

---

---

---

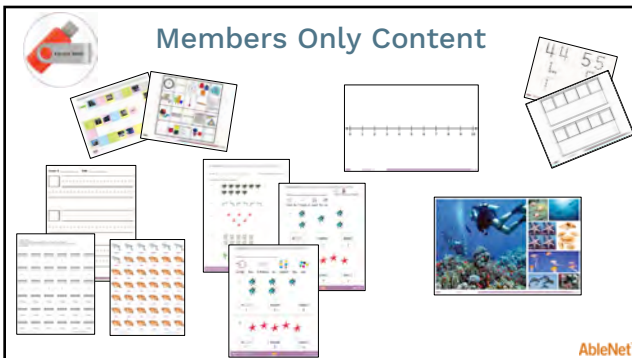
---

---

---

---

### Members Only Content



AbleNet

33

---

---

---

---


---

---

---

---

### Overview Manual



Located in the Members Only Content

AbleNet

34

---

---

---

---

---

---

---



AbleNet

35

---

---

---

---

---

---

---

### Action Dictionary

- Organized by purple words in lessons
- Purple words indicate a student action
- Suggested adaptations
- Action words cross-referenced
- Supports access
- Active learners



AbleNet

36

---

---

---

---


---

---

---

### Action Words

- Words in **PURPLE** print
- All students are active in the lesson
- Support differentiation in the activity
- Increases participation and ownership of lesson



### Lesson 2.1.2

**Objectives:**

- Students will be able to identify the main idea of a text.
- Students will be able to identify the supporting details of a text.
- Students will be able to identify the main idea and supporting details of a text.

**Materials:**

- Lesson 2.1.2 Student Handout
- Lesson 2.1.2 Teacher Guide

**Procedure:**

1. **Warm-up:** Students will be asked to identify the main idea of a text. (Action words: identify, main idea)
2. **Instruction:** Students will be asked to identify the supporting details of a text. (Action words: identify, supporting details)
3. **Assessment:** Students will be asked to identify the main idea and supporting details of a text. (Action words: identify, main idea, supporting details)
4. **Exit Ticket:** Students will be asked to identify the main idea and supporting details of a text. (Action words: identify, main idea, supporting details)

37

---

---

---

---


---


---

---

---

### Count it up!





38

---

---

---

---


---


---

---

---

### Equals Math Lessons





39

---

---

---

---

---

---

---

---

Student will combine 4 quarters to make a dollar.

Chapter 1 Chapter 2 Chapter 3 Chapter 4 Chapter 5

Chapter 1

Identify 4 quarters to make a dollar.

40

---

---

---

---

---

---

---

---

### Problem Solving Focus

- Math: tool for solving problems
- Increases functionality of math in everyday life
- Enhances useful thinking skills
- Each lesson: 7+ problems

AbleNet

42

---

---

---

---

---

---

---

---

### Progression of Learning – within lessons

4 – 12 days

Activate & Build  
Background Knowledge, Explore & Connect; Number Notes model

Vocabulary,  
Problem Solving Demo,  
Group Problem Solving

Concrete, Semi-Concrete, &  
Abstract Learning Sequence,  
Individual Problem Solving,  
Group Problem Solving, Close

Practice and  
Application

AbleNet

43

---

---

---

---

---


---

---

---

### Supporting Students with Significant Disabilities

- Supportive lessons plans
  - Differentiated
  - Multi-Sensory
- Narrowed lesson objectives
- Training included
- Materials
  - Content Kit
  - Manipulative Kit
  - Assistive Technology



AbleNet

44

---

---

---

---

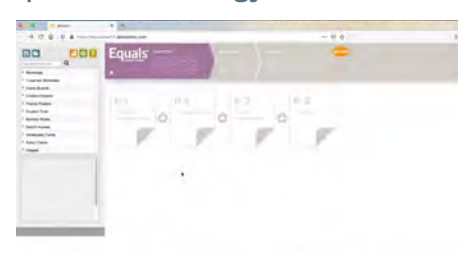
---

---

---

---

### Equals Technology Lesson Center



AbleNet

45

---

---

---

---

---

---

---

---

### Locating the Equals Technology Lesson Center



AbleNet

46

---

---

---

---

---

---

---

---

## Equals Fidelity Program

- Quick Start Guide
- Organizational Guide
- Pre-Recorded Overview and Organization Webinar
- Live Webinar Trainings – Assessment and Lesson Components
- Implementation Scales
- Action Plans
- Administrators Check List
- Follow- Up Support
- Curriculum Email – [curriculum@ablenetinc.com](mailto:curriculum@ablenetinc.com)
- Equals Math Community Facebook page
- Equals Math Newsletter

AbleNet

48

---

---

---

---

---

---

---

---

## Distance Learning Strategies

- Meets needs for teachers and for students & parents at home
- Web-based Equals Technology Lesson Center
- Parent-friendly activities linked to lesson concepts
- Identified hands-on materials typically found at home
- With or without access to technology
- AbleNet videos for teacher and parent training

AbleNet

50

---

---

---

---

---


---

---

---

## Transition Lessons

- Companion Lessons
- Content areas:
  - Money & Budget – Available August 2020
  - Managing Time & Routines
  - Health, Safety & Nutrition
  - Organization & Following Directions
- Apply concepts learned in Equals to:
  - Community living in their home
  - Neighborhood
  - Recreation
  - Transportation
  - Employment
  - Post-Secondary Education



AbleNet

52

---

---

---

---

---

---

---

---



### In Action



AbleNet

53

---

---

---

---

---

---

---

### One Year Later...



AbleNet

54

---

---

---

---

---

---

---

### Questions?

AbleNet Curriculum Team  
[curriculum@ablenetinc.com](mailto:curriculum@ablenetinc.com)

AbleNet Customer Service  
(800) 322-0956  
[customerservice@ablenetinc.com](mailto:customerservice@ablenetinc.com)

AbleNet

58

---

---

---

---

---

---

---